



**Gold Standard**<sup>®</sup>  
for the Global Goals

**TEMPLATE**

# KEY PROJECT INFORMATION & PROJECT DESIGN DOCUMENT (PDD)

---

PUBLICATION DATE **14.10.2020**

VERSION **v. 1.2**

RELATED SUPPORT

**- TEMPLATE GUIDE Key Project Information & Project Design Document v.1.2**

---

This document contains the following Sections

Key Project Information

SECTION A –Description of project

SECTION B - Application of approved Gold Standard Methodology (ies) and/or demonstration of SDG Contributions

SECTION C– Duration and crediting period

SECTION D – Summary of Safeguarding Principles and Gender Sensitive Assessment

SECTION E – Outcome of Stakeholder Consultations

Appendix 1 – Safeguarding Principles Assessment (mandatory)

Appendix 2 - Contact information of Project participants (mandatory)

Appendix 3- Yield Curve

Appendix 4- Beta Values Of The Energy Companies Traded In Ise 100 Derived  
From Bloomberg

Appendix 5- The Details of The Equity IRR Estimations For The Project

## KEY PROJECT INFORMATION

GS ID of Project	GS854
Title of Project	Balıkesir Susurluk 45 MW WIND FARM PROJECT
Time of First Submission Date	15/04/2021
Date of Design Certification	25/06/2012 Second crediting period: 13/02/2018- 12/02/2025
Version number of the PDD	8
Completion date of version	22/11/2022
Project Developer	Susurluk Enerji A.Ş.
Project Representative	SEKANS ENERJİ LTD. ŞTİ.
Project Participants and any communities involved	-
Host Country (ies)	TURKEY
Activity Requirements applied	<input type="checkbox"/> Community Services Activities <input checked="" type="checkbox"/> Renewable Energy Activities <input type="checkbox"/> Land Use and Forestry Activities/Risks & Capacities <input type="checkbox"/> N/A
Scale of the project activity	<input type="checkbox"/> Micro scale <input type="checkbox"/> Small Scale <input checked="" type="checkbox"/> Large Scale
Other Requirements applied	-
Methodology (ies) applied and version number	ACM0002 version 20.0
Product Requirements applied	<input checked="" type="checkbox"/> GHG Emissions Reduction & Sequestration <input type="checkbox"/> Renewable Energy Label

Project Cycle:	<input type="checkbox"/> N/A <input checked="" type="checkbox"/> Regular <input type="checkbox"/> Retroactive
----------------	---

**Table 1 – Estimated Sustainable Development Contributions**

Sustainable Development Goals Targeted	SDG Impact (defined in B.6.)	Estimated Annual Average	Units or Products
13 Climate Action	Emission Reductions	79,040	VERs
SDG 7 Ensure access to affordable, reliable, sustainable and modern energy for all	MWh of renewable energy generated	121,939 <sup>1</sup>	MWh
SGD 8 Decent Work and Economic Growth	Employee	16	Number of employees

<sup>1</sup> Please see the registered PDD.

## SECTION A. DESCRIPTION OF PROJECT

### A.1 Purpose and general description of project

Susurluk Enerji A.Ş<sup>2</sup>. built the “Balıkesir Susurluk 45 MW Wind Farm Project with an installed capacity of 45.0 MW in Balıkesir Province, Susurluk District in Turkey. The annual electricity production of the project is 121,939 MWh/year. The project involves eighteen wind turbines, each having a capacity of 2.5 MW. Fifteen of the turbines are N100 and three of them are N90. The electricity is transmitted to substation Balıkesir SEKA TM, 154 kV and the generated electricity will be supplied to Turkey’s national electricity grid. The Project Proponent has been granted a 49-year generation licence by the Turkish Energy Market Regulatory Authority for the proposed Project under the provisions of Law No. 4628 governing the electricity market in the Republic of Turkey.

The purpose of the Project is to produce renewable electricity using wind as the power source and to contribute to Turkey’s growing electricity demand through a sustainable and low carbon technology. The project will displace the same amount of electricity generated by the grid dominated with fossil fired power plants. The annual emission reduction estimated by the project is 79,040 tonnes of CO<sub>2</sub>eq.

The generation license has been revised for capacity extension, eleven turbines were added to the project on 16/07/2013, 13/09/2013 and 30/05/2017. With this addition, the installed capacity of the project has been raised to 75 MWm/72.5 MWe. Since the registered capacity of the project is considered, the electricity generation and the emission reduction of the added units are ignored for the issuances.

Table-2: The commissioning dates of the added turbines<sup>3</sup>

Date	Turbine No
16/07/2013	19,20,21
13/09/2013	22,23,24

<sup>2</sup> Trade name of the Project Participant was changed on 14/12/2012.The Generation License is available to the VVB.

<sup>3</sup> The Ministry Acceptance Protocols are available to the DOE.

30/05/2017	25,26,27,28,29
------------	----------------

The project will produce positive environmental and economic benefits through the following aspects:

- Displacing the electricity generated by fossil fuel fired power plants by utilising the renewable resources so as to avoid environmental pollution and GHG emissions,
- Contributing the economic development of the region by providing sustainable energy resources,
- Increasing the income and local standard of living by providing job opportunities for the local people,
- Reducing the blackout because of low voltage by lowering required capacity of the transformer.

The project was operational on 13/02/2011 and registered on 25/06/2012 under the Gold Standard Registry with the registration number GS854.

#### A.1.1. Eligibility of the project under Gold Standard

The project activity meets the eligibility criteria according to section 3.1.1 of GS4GG Principles & Requirements document as below.

- The project applies methodology ACM0002. Version 20.0, which is an approved methodology under Gold Standard.
- The project type is wind and an eligible project type as per the 1.1. Eligible Project Types & Scope under Renewable Energy Activity Requirements.
  - (a) Project shall generate and deliver energy services (e.g., mechanical work/electricity/heat) from non-fossil and renewable energy sources
  - (b) Project shall comprise of renewable energy generation units, such as photovoltaic, tidal/wave, wind, hydro, geothermal, waste to energy and renewable biomass.
- The project activity results in displacement of electricity from thermal power stations while contributing to sustainable development of Turkey. Hence, the project contributes to the Gold Standard Vision and Mission.
- Wind is an approved project type.

#### General Eligibility Criteria

- Type of project: Wind
- Location of project: The project is located in Balıkesir province, Turkey. Therefore, the project is eligible.
- Project Area, Boundary and Scale: The registered project activity is 45.0 MW as large scale.
- Project is not included in any other voluntary or compliance standards programme. The existing 45 MW capacity is not included in IREC.<sup>4</sup>

A.1.2. Legal ownership of products generated by the project and legal rights to alter use of resources required to service the project

---

<sup>4</sup> Signed declaration by the PO is available to the VVB.

Susurluk Enerji A.Ş.

## A.2 Location of project

Near Ömerköy and Demirkapı villages, Susurluk District, Amasya Province, Marmara region, Western Turkey.

Table 3 - Turbine Coordinates<sup>5</sup>

<b>Turbine #</b>	<b>E</b>	<b>N</b>
1	585396,000	4407734,000
2	585581,000	4407620,000
3	585776,000	4407618,000
4	587012,000	4407398,000
5	587414,000	4407261,000
6	587596,000	4407171,000
7	586043,00	4407017,000
8	586271,000	4407013,000
9	586479,000	4406949,000
10	587602,000	4406225,000
11	587786,000	4406150,000
12	587929,000	4405990,000
13	588389,000	4405776,000
14	588041,000	4405807,000
15	588897,000	4405675,000
16	589212,000	4406158,000
17	589419,000	4406105,000
18	589632,000	4406106,000

---

<sup>5</sup> The Generation License



Figure 1. Project Location on Turkey Map Site Layout

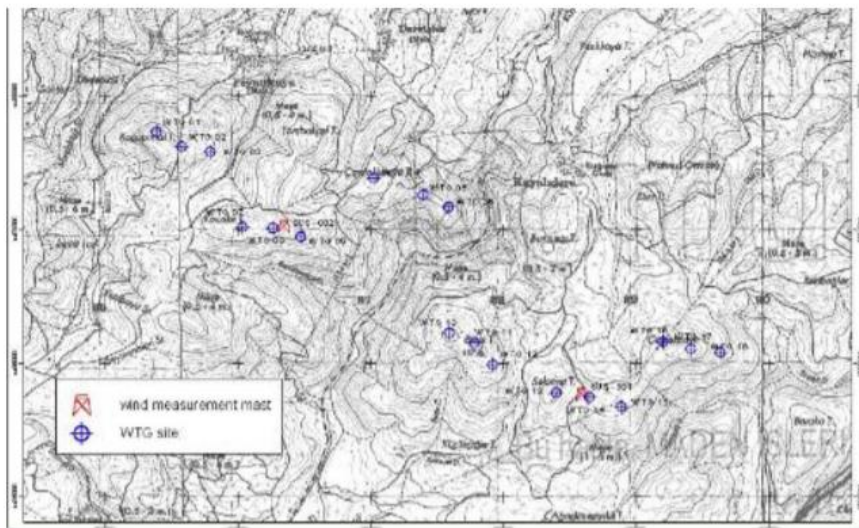


Figure 2. The locations of the turbines in the project area

### A.3 Technologies and/or measures

The Project Scenario entails the installation of fifteen Nordex N100 and three N90 wind turbines, each having a capacity of 2.5 MWs. In total, there are eighteen turbines. The turbines are 3 bladed with a horizontal axis. The turbine blades have the ability to change angles according to wind direction. The towers will have a hub height of 80 m. The diameters of the blades are 99,8 m by N100 turbines and 90 m by N90 turbines. The turbines are connected to the substation at the natural gas fired power plant operated by the project owner, then to the grid via 154 kV. The metering has been done at substation before electricity is fed into the grid.

The amount of electricity generated by the project is not influenced by factors outside the project boundary such as other power plants or demand for electricity. Rather, the governing factor is the wind speed at the project site. Regarding the actual operation of the project activity, the first temporary acceptance protocol signed by the Ministry of Energy and Natural Resources is dated 13/02/2011 for the commissioning of the five turbines. The second temporary acceptance protocol with the Ministry was signed on 25/03/2011 for the next four turbines. The third temporary acceptance protocol with the Ministry was signed on 22/04/2011 for the next five turbines. The fourth temporary acceptance protocol with the Ministry was signed on 20/05/2011 for the remaining five turbines. Please see below the technical specifications of the installed turbines.

Table 4 - Technical specifications of the installed turbines

<b>Model of Turbine</b>	<b>Parameter</b>	<b>Unit</b>	<b>Value</b>
Nordex N100 2.5 MW	Rotor Diameter	m	99.8
	Rated Power	kW	2,500
	Rated Wind Speed	m/s	12.0
	Hub Height	m	80
	Operating wind	m/s	3.0-20.0
Nordex N90 2.5 MW	Rotor Diameter	m	90
	Rated Power	kW	2,500
	Rated Wind Speed	m/s	13.5
	Hub Height	m	80
	Operating wind	m/s	3.0-25.0

#### **A.4 Scale of the project**

Large scale

#### **A.5 Funding sources of project**

Private funding and funding from bank. The project activity does not have any public funding or Official Development Assistance (ODA) funding.

### SECTION B. APPLICATION OF APPROVED GOLD STANDARD METHODOLOGY (IES) AND/OR DEMONSTRATION OF SDG CONTRIBUTIONS

#### **B.1. Reference of approved methodology (ies)**

Project type: Type I – Renewable Energy Projects

Category: D – Electricity Generation for a System

Methodology: ACM0002: “Consolidated baseline methodology grid-connected electricity generation from renewable sources”, Version 20.0

Sectoral Scope: 01 Energy industries (renewable - / non-renewable sources)

ACM0002 refers to:

- “Tool to calculate the emission factor for an electricity system”, Version 07.0,
- “Tool for the demonstration and assessment of additionality”, Version 07.0.0.
- Tool “Assessment of the validity of the original/current baseline and update of the baseline at the renewal of the crediting period”, Version 03.0.1

#### **B.2. Applicability of methodology (ies)**

The methodology ACM0002: Grid-connected electricity generation from renewable sources is applicable to grid-connected renewable power generation project activities that a) install a Greenfield power plant; b) involve a capacity addition to (an) existing plant(s); c) involve a retrofit of (an) existing operating plants/units; d) involve a

rehabilitation of (an) existing plant(s)/unit(s); or e) involve a replacement of (an) existing plant(s)/unit(s).

The project activity installs a new power plant at a site where no renewable power plant was operated prior to the implementation of the project activity (greenfield), ACM0002: Grid-connected electricity generation from renewable sources is applicable. The applicability criteria are listed and justified below:

The choice of methodology ACM0002 Version 20.0 is justified as the proposed project activity meets relevant applicability criteria:

Table 5 - Applicability of ACM0002

Applicability Criteria	Justification
<p>This methodology is applicable to grid-connected renewable energy power generation project activities that:</p> <ul style="list-style-type: none"> <li>(a) Install a Greenfield power plant;</li> <li>(b) Involve a capacity addition to (an) existing plant(s);</li> <li>(c) Involve a retrofit of (an) existing operating plants/units;</li> <li>(d) Involve a rehabilitation of (an) existing plant(s)/unit(s); or</li> <li>(e) Involve a replacement of (an) existing plant(s)/unit(s)</li> </ul>	<p>The project is installation of a new power plant at a site where there was no renewable energy power plant operating prior to the implementation of the project activity.</p>
<p>In case of hydro power plants, one of the following conditions shall apply:</p> <ul style="list-style-type: none"> <li>(a) The project activity is implemented in existing single or multiple reservoirs, with no</li> </ul>	<p>The project is not a hydropower plant.</p>

<p>change in the volume of any of the reservoirs; or</p> <p>(b) The project activity is implemented in existing single or multiple reservoirs, where the volume of the reservoir(s) is increased and the power density, calculated using equation (3), is greater than 4 W/m<sup>2</sup>; or</p> <p>(c) The project activity results in new single or multiple reservoirs and the power density, calculated using equation (3), is greater than 4 W/m<sup>2</sup>.</p>	
<p>If the new unit has both renewable and non-renewable components (e.g. a wind/diesel unit), the eligibility limit of 15 MW for a small-scale CDM project activity applies only to the renewable component. If the new unit co-fires fossil fuel, the capacity of the entire unit shall not exceed the limit of 15 MW.</p>	<p>The project has only renewable component with an installed capacity equal to 45.0 MWe.</p>
<p>Combined heat and power (co-generation) systems are not eligible under this category.</p>	<p>The project is not a combined heat and power system.</p>
<p>In the case of project activities that involve the capacity addition of renewable energy generation units at an existing renewable power generation facility, the added capacity of the units added by the project should be lower than 15 MW and should be physically distinct from the existing units</p>	<p>The project is not an additional to an existing renewable power generation facility.</p>
<p>In the case of retrofit, rehabilitation or replacement, to qualify as a small-scale project, the total output of the retrofitted, rehabilitated or replacement power plant/unit shall not exceed the limit of 15 MW.</p>	<p>The project is not a retrofit, rehabilitation or replacement of an existing facility and is a newly built wind power plant.</p>

<p>In the case of landfill gas, waste gas, wastewater treatment and agro-industries projects, recovered methane emissions are eligible under a relevant Type III category. If the recovered methane is used for electricity generation for supply to a grid then the baseline for the electricity component shall be in accordance with procedure prescribed under this methodology. If the recovered methane is used for heat generation or cogeneration other applicable Type-I methodologies such as “AMS-I.C.: Thermal energy production with or without electricity” shall be explored.</p>	<p>The project is not a landfill gas, waste gas, wastewater treatment and agro-industries project.</p>
--	--

**B.3. Project boundary**

The project boundary encompasses the physical, geographical site of the renewable generation source. The wind power plant with all installation is the project boundary.

As the electricity generated by the project displaces the electricity generated by national grid, the baseline boundary is defined as the national grid. This includes the project site and all power plants connected physically to the national grid and excludes the off-grid power plants. Please see the diagram below:

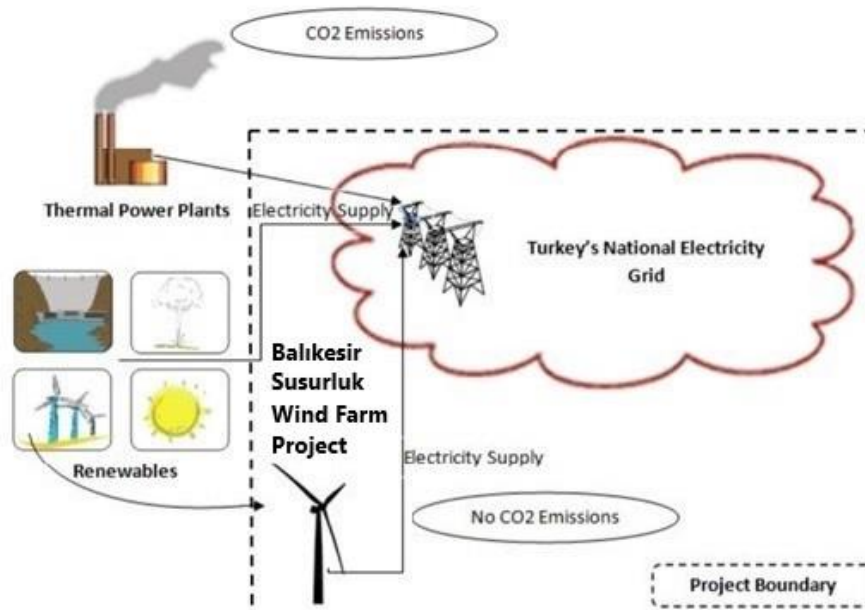


Figure 3. Project Boundary

The greenhouse gases and emission sources included in or excluded from the Project boundary are compiled as below:

Source	GHGs	Included?	Justification/Explanation
<b>Baseline scenario</b> CO2 emissions from electricity generation in fossil fuel fired power plants that are displaced due to the project activity.	CO2	Yes	Main source. The dominant emissions from power plants are in the form of CO2, therefore CO2 emissions from fossil fuel fired power plants connected to the grid will be accounted for in baseline calculations.
	CH4	No	Minor
	N2O	No	Minor
<b>Project scenario</b> Emissions as a result of project activity.	CO2	No	Not applicable

#### **B.4. Establishment and description of baseline scenario**

According to ACM0002 (Version 20), if the project activity is the installation of a new grid connected renewable power plant, the baseline scenario is the electricity delivered to the grid by the project activity that otherwise would have been generated by the operation of grid-connected power plants and by the addition of new generation sources. In line with the tool, "Assessment of the validity of the original/current baseline and update of the baseline at the renewal of the crediting period", the development of the Turkish energy mix and thus the baseline scenario have been reanalyzed as it may be seen below.

Step 1: Assess the validity of the current baseline for the next crediting period

The current baseline complies with all relevant mandatory national and/or sectoral policies which have come into effect after the submission of the project activity for validation or the submission of the previous request for renewal of the crediting period and are applicable at the time of requesting renewal of the crediting period.

Step 1.2: Assess the impact of circumstances

As it may be seen in Figure 4, the development of Turkey's installed capacity by primary energy resources between the years, 2009-2019, the electricity generation has mainly been done by fossil fuel fired power plants in Turkey. Total Installed electricity generation capacity in Turkey has reached 91,267 megawatts (MW) as of 2019. As having a share of 8.32%, wind power projects have an installed capacity of 7,591.2MW.

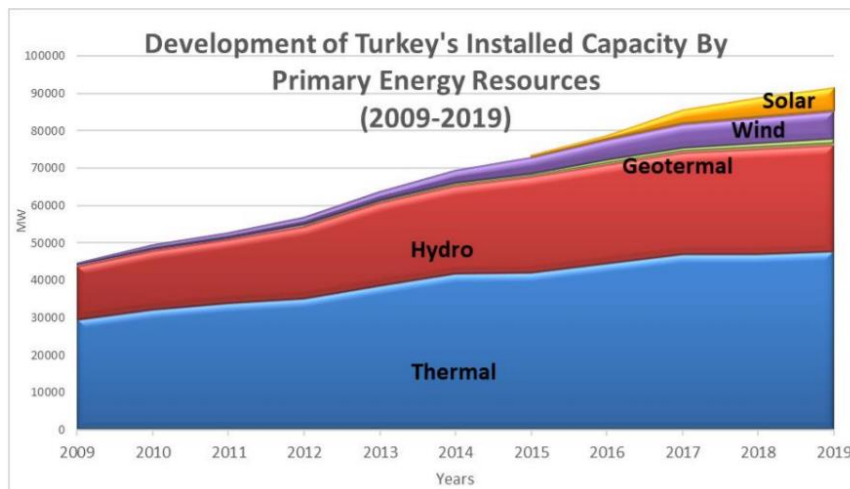


Figure 4. The development of Turkey’s installed capacity by primary energy resources, 2009-2019

In reference to 5-year capacity projection<sup>6</sup>, it is clear that fossil fuels will remain the main sources for electricity generation through until 2024. Fossil fuels will continue to dominate the market. Hydro will account for 15% of the mix whereas all non-hydro renewable combined (geothermal/ biomass/ solar/ wind) will only account for 11% of all electricity generation capacity. This projection is consistent with continuing fossil fuel dependent characteristics of Turkish electricity sector.

---

<sup>6</sup> <https://webapi.teias.gov.tr/file/abeac87d-3abc-4532-9cf4-d6f3a9d34c17?download>

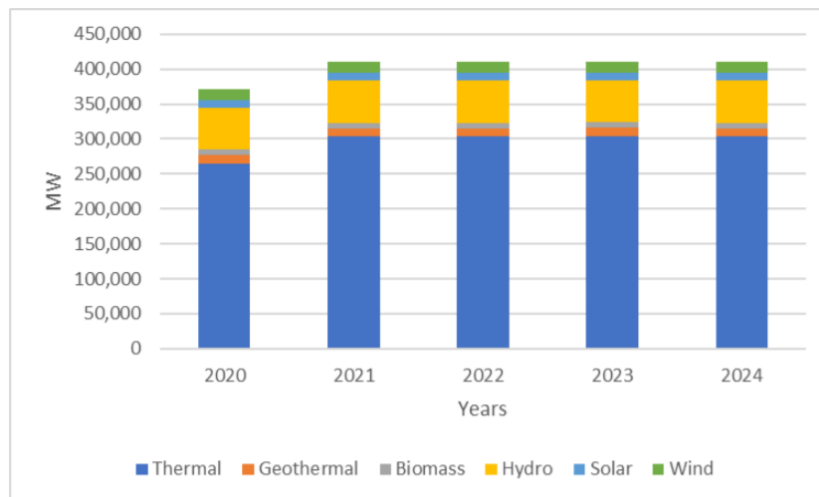


Figure 5. 5-year capacity projection

The current baseline has been updated with the latest data and projections available by the official bodies. It’s clear that the baseline scenario is still valid for the second crediting period in accordance with the tool “Assessment of the validity of the original/current baseline and update of the baseline at the renewal of the crediting period”.

Step 1.3: Assess whether the continuation of use of current baseline equipment(s) or an investment is the most likely scenario for the crediting period for which renewal is requested

This sub-step is not applicable since the baseline scenario identified at the validation of the project activity was not the continuation of use of the current equipment(s) without any investment.

Step 1.4: Assessment of the validity of the data and parameters

Sections B6 and B7 have been updated.

Step 2: Update the current baseline and the data and parameters

Step 2.1: Update the current baseline

The current baseline emissions for the subsequent crediting period have been updated.

Step 2.2: Update the data and parameters

Sections B6 and B7 have been updated.

### **B.5. Demonstration of additionality**

Referred by the Baseline Methodology, the “Tool for the Demonstration and Assessment of Additionality (Version 07.0.0)” has been applied to the project. The additionality has been evaluated in first validation and that the information is repeated in this PDD and no new additionality assessment is done.

#### B.5.1 Prior Consideration

N/A

#### B.5.2 Ongoing Financial Need

Previously issued VERs have given support to the ongoing financial sustainability of the project. The Project Owner had difficulties to commercialize the VERs. Both low demand for VERs and a sharp decrease in prices caused Project Owner not to benefit from carbon revenue as expected. Despite the fact that the sales prices were so lower than the expected ones at the investment time, sold VERs provided contribution of the ongoing financial sustainability of the project. VER revenue from the project is mostly used for the operation costs of the project activity to be covered.<sup>7</sup>

### **B.6. Sustainable Development Goals (SDG) outcomes**

Relevant Target/Indicator for each of the three SDGs

Sustainable Development Goals Targeted	Most relevant SDG Target	SDG Impact
--	--------------------------	------------

---

<sup>7</sup> The signed declaration of the PO is available to the VVB.

		Indicator (Proposed or SDG Indicator)
13 Climate Action	13.3. Improve education, awareness-raising and human and institutional capacity on climate change mitigation, adaptation, impact reduction and early warning	Emission Reductions
7 Affordable and Clean Energy	7.2. By 2030, increase substantially the share of renewable energy in the global energy mix	MWh of renewable energy generated
8 Decent Work and Economic Growth	8.5. By 2030, achieve full and productive employment and decent work for all women and men 8.8. Protect labour rights and promote safe and secure working environments for all workers, including migrant workers, in particular women migrants, and those in precarious employment	Employees

B.6.1 Explanation of methodological choices/approaches for estimating the SDG Impact

- **Goal 7 Affordable and Clean Energy**

The project produces electricity from renewable energy sources using wind as the power source and to contribute to Turkey’s growing electricity demand through a sustainable and low carbon technology. The project displaces the same amount of electricity generated by the grid dominated with fossil fired power plants.

The project is expected to generate 121,939 MWh annually. The project contributes to the following target 7.2. and following indicator 7.2.1.

- **Goal 8 Decent Work and Economic Growth**

During construction and operational period, the project has created employment opportunities for the local community. The project contributes the economic development of the region by providing sustainable energy resources.

Considering the operational phase, 16 personnel are working permanently. The target will be monitored by the number of full-time employees with the SGK records during the verification process. Due to job requirements and demographics of the project area, employment of woman and persons with disabilities has not been possible, yet.

The positions at the wind projects require skilled workers, which will be achieved by adequate training. Attendance records or training certificates will be provided during the verification process. The project provides workers with a safe and healthy work environment and is not complicit in exposing workers to unsafe work environments.

The project contributes to the following targets 8.5.; 8.8.and following indicators 8.5.2.; 8.8.1

- **Goal 13 Climate Action**

The annual emission reduction estimated by the project is 79,040 tonnes of CO<sub>2</sub>eq, approximately. While this amount of emissions are mitigated, technology transfer is also realized as benefitting from wind energy.

The project contributes to improve the environmental situation in the region and in the country as avoiding fossil fuel-based electricity will enhance the air quality and help to reduce the adverse effects on the climate. Through renewable technologies and wind-based electricity sustainable and climate friendly development is promoted.

The project contributes to the following target 13.3. and following indicator 13.3.2.

For the calculation of the emission reductions of the project activity, "Tool to calculate the emission factor of an electricity system" Version 07.0 and the emission factor published by T.C. Ministry of Energy and Natural Resources are taken into consideration.

B.6.2 Data and parameters fixed ex ante

**SDG13**

Data/parameter	EF <sub>grid, CM, y</sub>
Unit	tCO2/MWh
Description	Emission factor of the Turkish grid determined ex-ante. It has been published by the Ministry of Energy for 2019.
Source of data	Ministry of Energy. Please see:  <a href="https://enerji.gov.tr/Media/Dizin/BHIM/tr/Duyurular//Bilgi_Formu_Web_Sitesi_2019_202110071443.pdf">https://enerji.gov.tr/Media/Dizin/BHIM/tr/Duyurular//Bilgi_Formu_Web_Sitesi_2019_202110071443.pdf</a>
Value(s) applied	0.6482
Choice of data or Measurement methods and procedures	Official data
Purpose of data	Calculation of the baseline emissions-to demonstrate contribution to SDG Target 13.3.: Improve education, awareness-raising and human and institutional capacity on climate change mitigation, adaptation, impact reduction and early warning
Additional comment	-

B.6.3 Ex ante estimation of SDG Impact

### Calculation of the Operating Margin (OM) Emission Factor

It's been published as 0.7258 tCO<sub>2</sub>/MWh by the Ministry of Energy<sup>8</sup>.

### Calculation of the Build Margin (BM) Emission Factor

It's been published as 0.4153 tCO<sub>2</sub>/MWh by the Ministry of Energy<sup>9</sup>.

### Calculating of the Combined Margin (CM) Emission Factor

It's been published as 0,6482 tCO<sub>2</sub>/MWh by the Ministry of Energy<sup>10</sup>.

$$EF_{\text{grid,CM,y}} = EF_{\text{grid,OM,y}} \times w_{\text{OM}} + EF_{\text{grid,BM,y}} \times w_{\text{BM}}$$

w<sub>OM</sub> = 0.75 and w<sub>BM</sub> = 0.25 have been considered.

### Baseline Emissions

In accordance with ACM0002, the baseline emissions are calculated as the net electricity generated by the project activity, multiplied with the baseline emission factor of the project grid.

---

<sup>8</sup> Please see [https://enerji.gov.tr/Media/Dizin/BHIM/tr/Duyurular//Bilgi\\_Formu\\_Web\\_Sitesi\\_2019\\_202110071443.pdf](https://enerji.gov.tr/Media/Dizin/BHIM/tr/Duyurular//Bilgi_Formu_Web_Sitesi_2019_202110071443.pdf)

<sup>9</sup> Please see [https://enerji.gov.tr/Media/Dizin/BHIM/tr/Duyurular//Bilgi\\_Formu\\_Web\\_Sitesi\\_2019\\_202110071443.pdf](https://enerji.gov.tr/Media/Dizin/BHIM/tr/Duyurular//Bilgi_Formu_Web_Sitesi_2019_202110071443.pdf)

<sup>10</sup> Please see [https://enerji.gov.tr/Media/Dizin/BHIM/tr/Duyurular//Bilgi\\_Formu\\_Web\\_Sitesi\\_2019\\_202110071443.pdf](https://enerji.gov.tr/Media/Dizin/BHIM/tr/Duyurular//Bilgi_Formu_Web_Sitesi_2019_202110071443.pdf)

$$BE_y = EG_{PJ,y} \times EF_{grid,y} \quad \text{Equation (1)}$$

where:

$BE_y$  = Baseline Emissions in year y (tCO<sub>2</sub>e)

$EG_{PJ,y}$  = Quantity of net electricity generation that is produced and fed into the grid as a result of the implementation of the CDM project activity in year y (MWh)

$EF_{grid,y}$  = Combined margin CO<sub>2</sub> emission factor for grid connected power generation in year y calculated using the latest version of the "Tool to calculate the emission factor for an electricity system"(t CO<sub>2</sub>/MWh)

$$\begin{aligned} BE_y &= 121,939 \times 0.6198 \\ &= 79,040 \text{ tCO}_2/\text{MWh} \end{aligned}$$

The net electricity is measured continuously by a power meter at the grid interface and recorded monthly. EPIAS records are the source of the exact electricity generation of the project and the imports from the grid. The quantity of net electricity delivered to the grid is cross checked with the meter reading records (OSF forms-OSOS) which are provided to the company by TEIAS.

$$\begin{array}{rcl} \text{Net electricity} & & \text{Electricity} & & \text{Electricity} \\ \text{generation supplied} & & \text{supplied to} & & \text{consumption} \\ \text{by the project plant to} & = & \text{the grid} & - & \text{from the grid} \\ \text{the grid [MWh]} & & \text{[MWh]} & & \text{[MWh]} \end{array}$$

Since the registered capacity of the project activity is different from the installed capacity due to design change, the baseline emissions and thus emissions reductions will be based on the 'adjusted net electricity supplied to the grid'. For the aim of reaching the actual values derived from the registered capacity, the generation of the added turbines taken from SCADA system of the project activity will be subtracted from the total generated amount which could be monitored through EPIAS records. Thus, baseline emissions will be based on the adjusted net electricity supplied to the grid.

This value will be calculated as below:

Adjusted net electricity supplied to the grid =  $EG_{PJ,y}$  - Generation of Added Capacity Taken From the SCADA System<sup>11</sup>.

### **Project Emissions**

Since the project activity is a wind project,

$PE_y = 0$ .

### **Leakage**

In accordance with the ACM0002 (version 20), leakage is taken as zero since the project is a new power plant is taken as zero,

$LE_y = 0$ .

### **Emission Reductions**

$ER_y = BE_y - PE_y - LE_y$

Equation (2)

$ER_y = 79,040 \text{ tCO}_2/\text{MWh}$

---

<sup>11</sup>This calculation was approved during the 2<sup>nd</sup> Verification of the Project Activity.

B.6.4 Summary of ex ante estimates of each SDG Impact

Net Benefit to SDG 7

Year	Baseline estimate	Project estimate	Net benefit
13.02.2018-31.12.2018	0	107,573	107,573
2019	0	121,939	121,939
2020	0	121,939	121,939
2021	0	121,939	121,939
2022	0	121,939	121,939
2023	0	121,939	121,939
2024	0	121,939	121,939
01.01.2025-12.02.2025	0	14,365	14,365
<b>Total</b>	<b>0</b>	<b>853,572</b>	<b>853,572</b>
<b>Total number of crediting years</b>	<b>7</b>		
<b>Annual average over the crediting period</b>	<b>0</b>	<b>121,939</b>	<b>121,939</b>

Net Benefit to SDG 13

Year	Baseline estimate	Project estimate	Net benefit
13.02.2018-31.12.2018	69,728	0	69,728
2019	79,040	0	79,040
2020	79,040	0	79,040
2021	79,040	0	79,040
2022	79,040	0	79,040
2023	79,040	0	79,040

2024	79,040	0	79,040
01.01.2025- 12.02.2025	9,311	0	9,311
<b>Total</b>	553,279	<b>0</b>	553,279
<b>Total number of crediting years</b>	<b>7</b>		
<b>Annual average over the crediting period</b>	<b>79,040</b>	<b>0</b>	<b>79,040</b>

Net Benefit to SDG 8

If the project hadn't been realized, there wouldn't be employment opportunity for employees. Therefore, achieved impact for this SDG is 16. 11 of the employees are local.

**B.7. Monitoring plan**

B.7.1 Data and parameters to be monitored

**SDG 13**

Data / Parameter	$E_r$ (SDGI 13.3.2)
Unit	tCO <sub>2</sub> /y
Description	Emission reductions by the project activity in year y (t CO <sub>2</sub> /yr) In accordance with ACM0002, baseline emissions include CO <sub>2</sub> from electricity generation in powerplants that are displaced due to the project activity. And baseline emissions correspond to emission reductions and are calculated as the net electricity generated by the project activity, multiplied with combined margin CO <sub>2</sub> emission factor for grid connected power generation in year y.
Source of data	Both measured and calculated

	Emission reductions will be calculated as considering the EPIAŞ records for the net electricity generated and the emission factor for the grid, 0.6482 tCO <sub>2</sub> /MWh, published by the Ministry of Energy.
Value(s) applied	79,040
Measurement methods and procedures	Please check sections B.6.1-B.6.3 and B.7.3 for more detailed description of the monitoring plan.
Monitoring frequency	Once for each year of operation
QA/QC procedures	Please check section B.7.3 for the monitoring plan.
Purpose of data	Calculation of combined margin CO <sub>2</sub> emission factor and thus the baseline emissions-to demonstrate contribution to SDG Target 13.3: Improve education, awareness-raising and human and institutional capacity on climate change mitigation, adaptation, impact reduction and early warning.
Additional comment	-

**SDG 7**

Data / Parameter	EG <sub>pj,grid,y</sub> (SDGI 7.2.1)
Unit	MWh/yr
Description	Quantity of net electricity generation supplied by the project plant/unit to the grid in year y
Source of data	Direct measurement <sup>12</sup>
Value(s) applied	The annual electricity fed to the grid is estimated as 121,939 MWh.
Measurement methods and procedures	The net electricity is measured continuously by a power meter at the grid interface and recorded monthly. EPIAŞ

<sup>12</sup> EPIAS Records

	<p>records are the source of the exact electricity generation of the project and the imports from the grid. The quantity of net electricity delivered to the grid is cross checked with the meter reading records (OSF forms-OSOS) which are provided to the company by TEİAŞ.</p> <p>Net electricity generation supplied by the project plant to the grid [MWh] = Electricity supplied to the grid [MWh] - Electricity consumption from the grid [MWh]</p>																		
<p>Monitoring frequency</p>	<p>Continuous monitoring, hourly measurement and at least monthly recording meters information:</p> <table border="1" data-bbox="545 752 1428 1048"> <thead> <tr> <th></th> <th>Main Meter</th> <th>Back-up Meter</th> </tr> </thead> <tbody> <tr> <td>Manufacturer</td> <td>EMH</td> <td>EMH</td> </tr> <tr> <td>Serial Number</td> <td>9674603</td> <td>9674604<sup>13</sup></td> </tr> <tr> <td>Date of Installation</td> <td>02/11/2020</td> <td>02/11/2020</td> </tr> <tr> <td>Latest Test Date of the Meters</td> <td>02/11/2020</td> <td>02/11/2020</td> </tr> <tr> <td>Accuracy of meters</td> <td>0.5S class</td> <td>0.5S class</td> </tr> </tbody> </table>		Main Meter	Back-up Meter	Manufacturer	EMH	EMH	Serial Number	9674603	9674604 <sup>13</sup>	Date of Installation	02/11/2020	02/11/2020	Latest Test Date of the Meters	02/11/2020	02/11/2020	Accuracy of meters	0.5S class	0.5S class
	Main Meter	Back-up Meter																	
Manufacturer	EMH	EMH																	
Serial Number	9674603	9674604 <sup>13</sup>																	
Date of Installation	02/11/2020	02/11/2020																	
Latest Test Date of the Meters	02/11/2020	02/11/2020																	
Accuracy of meters	0.5S class	0.5S class																	
<p>QA/QC procedures</p>	<ul style="list-style-type: none"> <li>• Back-up meters are used for crosschecking the accuracy and all meters are periodically tested.</li> <li>• The metering devices are in line with the technical requirements which are set out by the Communiqué for Metering Devices to be used in the Electricity Market, which describes the minimum accuracy requirement the metering devices have to fulfill, which are categorized according to the installed capacity. The periodical test or maintenance is under the responsibility of TEİAŞ. Since TEİAŞ meters are sealed by TEİAŞ, the project proponent cannot intervene with the devices.</li> <li>• The net electricity export/supplied to a grid is the difference between the measured quantities of the</li> </ul>																		

<sup>13</sup> Meter Change Protocol has been provided to the VVB.

	<p>grid electricity export and the import. EPIAŞ records are crosschecked with the meter reading protocols (OSOS-OSF forms)</p> <ul style="list-style-type: none"> <li>In addition to metering devices, every single wind turbine generation is monitored, and the data will be stored through a SCADA system.</li> </ul>
Purpose of data	<p>Calculation of emission reductions SDG 7.2. By 2030, increase substantially the share of renewable energy in the global energy mix</p>
Additional comment	-

### SDG 8

Data / Parameter	Number of employment (SDGI 8.5.2)
Unit	Number
Description	Number of people permanently working for the operation of the project
Source of data	Social Security System (SGK)
Value(s) applied	<p>16 personnel are working for the project activity</p> <ul style="list-style-type: none"> <li>1 Plant Manager</li> <li>6 O&amp;M Technicians</li> <li>4 Control Operators</li> <li>1 Administrative Personnel</li> <li>4 Security Staff (Subcontractor-Akdeniz Security)</li> </ul> <p>11 personnel are from local region.</p>
Measurement methods and procedures	Social Security System (SGK) records
Monitoring frequency	Once for each monitoring period
QA/QC procedures	SGK records of employees are provided during each monitoring period.
Purpose of data	SDG 8.5.By 2030, achieve full and productive employment and decent work for all women and men, including for

	young people and persons with disabilities, and equal pay for work of equal value
Additional comment	-

Data / Parameter	a)Number of trainings (SDGI 8.8.1) b) Fair wage, working hours and occupational injuries
Unit	a)Number b) N/A
Description	a)Number of training sessions held b)The social security conditions provided to the employees
Source of data	a)Attendance records or training certificates b)Social Security Records
Value(s) applied	a)Health and Safety trainings have been provided to the employees. b)Social Security Records
Measurement methods and procedures	a)Attendance records or training certificates b) b)Social Security Records
Monitoring frequency	Once for each year of operation
QA/QC procedures	Attendance records or training certificates are provided during each monitoring period.
Purpose of data	Monitoring the trainings and working conditions to justify contribution to SDG 8.8. Protect labour rights and promote safe and secure working environments for all workers, including migrant workers, in particular women migrants, and those in precarious employment
Additional comment	-

### B.7.2 Sampling plan

N/A

### B.7.3 Other elements of monitoring plan

The Project Owner will be responsible for the overall management of the monitoring procedures including recording, data collection and store. The consultant will calculate emission reductions based on these monitored data and prepare monitoring report.

According to the methodology applied, the electricity supplied to the national grid by the project and the electricity consumed by the project activity shall be monitored. The net electricity is the difference of the electricity supplied and consumed by the project and shall be taken into account for emission reduction calculations.

Two power meters are installed at the grid interface of the project. One meter is the main meter and the other one is the back-up meter of the main meter for cross-checking. Both meters are jointly inspected and sealed in order to be protected from interference by any of the parties.

The capacity of the transmission line connected is 154 kVA, the accuracy class for main power meter has been defined in the Communiqué for Power Meters as 0.5S class. The back-up meter has the same accuracy class of 0.5S. The calibration will be implemented in accordance with the related standard procedures (IEC-EN 62053-22 and 62053-23) by either Turkish Electricity Transmission Corporation (TEİAŞ) or the provider company in the name of TEİAŞ. The meters are calibrated every two years. The latest calibration was made on 02/11/2020

TEİAŞ is performing remote reading of the meters and monthly power meter readings are the basis for monitoring net electricity fed into the grid. EPIAŞ records will be used as the source of net generated electricity value and meter reading forms or OSF forms issued by TEİAŞ will be used for the crosscheck.

The website of EPIAŞ (<https://cas.epias.com.tr/cas/login> ) is accessible to Project owner with their unique user ID and password. Once accessed, the Project owner is able to call electricity generation and consumption reports of their own projects. The same reports are used by the Project owner for invoicing TEİAŞ. The electricity generation data is reported monthly basis.

All data collected as part of monitoring will be archived electronically by the project owner and be kept at least for 2 years after the end of the last crediting period.

Considering the Sustainable Development Matrix Indicators stated in the first crediting period has been simplified in section B.7.1. The indicators not stated to be monitored separately during the second crediting period may be seen below:

No	Indicator	Explanation
1	Air Quality	Since the project is a wind project and its contribution to air quality is already monitored under SDG 7 and SDG13, the calculation of estimated Sox, NOx and Hg emission reductions by project activity is not preferred to be continued.
2	Balance of Payments	To monitor the amount of payment for natural gas to be imported for electricity generation is not convenient.

## SECTION C. DURATION AND CREDITING PERIOD

### C.1. Duration of project

#### C.1.1 Start date of project

18/08/2010

C.1.2 Expected operational lifetime of project

20 years

**C.2. Crediting period of project**

C.2.1 Start date of crediting period

Start date of the first crediting period: 13/02/2011

End date of the first crediting period: 12/02/2018

Start date of the second crediting period: 13/02/2018

End date of the second crediting period: 12/02/2025

C.2.2 Total length of crediting period

7 years, renewed twice

**SECTION D. SUMMARY OF SAFEGUARDING PRINCIPLES AND GENDER SENSITIVE ASSESSMENT**

**D.1 Safeguarding Principles that will be monitored**

No safeguarding principle is monitored.

No	Indicator	Explanation
1	Air Quality	Since the project is a wind project and its contribution to air quality is already monitored under SDG 7 and SDG13, the calculation of

		estimated SO2 and NOX emission reductions by project activity is not preferred to be continued. During the latest MP of the 1 <sup>st</sup> CP, the following reductions have been occurred: SO2 =969 tons; NOX=201 tons
2	Balance of payment and investments	<p>During the latest MP of the 1<sup>st</sup> CP,</p> <ul style="list-style-type: none"> <li>• Total Payment Avoided for Natural Gas Import by the Project During Monitoring Period: 5,426,696 Euro</li> <li>• Amount of Avoided Imported Natural Gas by Project Activity During Monitoring Period: 37.416.144 m3</li> </ul>

**D.2. Assessment that project complies with GS4GG Gender Sensitive requirements**

Question 1 - Explain how the project reflects the key issues and requirements of Gender Sensitive design and implementation as outlined in the Gender Policy?	<p>The Project provide equal opportunity for women and men to contribute both in volunteer and working positions.</p> <p>The project owner takes into account participation by both men and women.</p> <p>The access of women or men, as the case may be, to Project participation and benefits is not limited.</p>
Question 2 - Explain how the project aligns with existing country policies, strategies and best practices	The project does not involve and is not complicit in any form of discrimination

	<p>based on gender, race, religion, sexual orientation or any other basis.</p> <p>Turkey signed the convention of International Labour Organization. The related articles are 100 and 111.</p> <p>The project owner respects Article 5/8425 of Labour Law, which states no discrimination based on gender, race, religion, sexual orientation or any other basis is allowed.</p>
Question 3 - Is an Expert required for the Gender Safeguarding Principles & Requirements?	No
Question 4 - Is an Expert required to assist with Gender issues at the Stakeholder Consultation?	No

## SECTION E. SUMMARY OF LOCAL STAKEHOLDER CONSULTATION

### E.1 Summary of stakeholder mitigation measures

Stakeholders were invited to the meeting, in Ömerköy village held on April 13<sup>rd</sup>, 2010 through different means including:

- 1- E-mail correspondence.
- 2- Newspaper advertisements.
- 3- Personal face to face, telephone invitations to local public managers, NGOs and local people.

During the meeting, to introduce project to the local people and to give details about how this project will impact their lives, a presentation from the carbon asset development consultant firm was given. The information given in presentations was based on the non-technical summary of the project. The presentation was addressing

the issues about project specifications and how the project might have some environmental effects, how these issues will be mitigated by the investor and also climate change and how the project will help the fight against climate change.

It may be generally stated that most of the attendants of stakeholder meeting were satisfied with the realization of the project due to clean electricity generation. There were concerns about the soil drying possibility because of the wind circulation caused by turbines in the project area. They learned that the turbines will not have such effect to the soil. Some people asked for help about the unemployment problem in their village. The project representative said that one person has already been hired for the implementation stage, and the project will provide more job opportunities to the local people during the construction of the plant.

Generally, the stakeholders were pleasant about the project. Since they have informed regarding the project at the first stakeholder consultation process, they have no negative comments on the project.

From the date of the project activity started, there have not been any negative comments from the stakeholders during the period of construction and operation phases.

Although no negative comments have been received during the stakeholders' process, Project developer is aware of the importance of the project for the region and wants to further contribute to the social and sustainable development of the region. As an outcome of the close communication and relation with local community, the project owner implemented several measures and provided beneficial contributions to the region.

Regarding the renewable crediting period, an online meeting with DOE was made on 20/04/2021. During the 1st Crediting Period, two monitoring periods have been verified and required site visits by the VVB were realized. Local stakeholders were interviewed and consulted during the whole project cycle. The contact information of the plant responsible exists at the Mukhtar, the project owner and local community are always in touch. The project owner regularly checks with the Mukhtar if any complaint or a request exists. Signed letters by the Mukhtars have been provided as declaring that the related

information has been available to the villagers. Any complaint or need from the local community could directly be received by the project owner and appropriate contributions or improvements are made to the local community. Therefore, no complimentary consultation has been conducted with stakeholders regarding CP renewal.

## E.2 Final continuous input / grievance mechanism

Method	Include all details of Chosen Method (s) so that they may be understood and, where relevant, used by readers.
Continuous Input / Grievance Expression Process Book (mandatory)	The contact information of the plant responsible exist at the Mukhtar, the project owner and local community are always in touch. The project owner regularly checks with the Mukhtar if any complaint or a request exists. Signed letters by the Mukhtars have been provided as declaring that the related information has been available to the villagers. Any complaint or need from the local community could directly be received by the project owner and appropriate contributions or improvements are made to the local community.
GS Contact (mandatory)	<a href="mailto:help@goldstandard.org">help@goldstandard.org</a>
Other	

## APPENDIX 1 - SAFEGUARDING PRINCIPLES ASSESSMENT

Complete the Assessment below and copy all Mitigation Measures for each Principle into [SECTION D](#) above. Please refer to the instructions in the [Guide to Completing](#) this Form.

Assessment Questions/ Requirements	Justification of Relevance (Yes/potentially/no)	How Project will achieve Requirements through design, management or risk mitigation.	Mitigation Measures added to the Monitoring Plan (if required)
<b>Principle 1. Human Rights</b>			
1. The Project Developer and the Project shall respect internationally proclaimed human rights and shall not be complicit in violence or human rights abuses of any kind as defined in	No	<p>1. Turkey is a party to European Convention on Human Rights since 18.May. 1954.<sup>14</sup></p> <p>2. The project owner respects internationally proclaimed human rights including dignity, cultural property and</p>	Not required

<sup>14</sup>Please See Official Website of Ministry of Foreign Affairs of Turkey: <http://www.mfa.gov.tr/the-european-convention-on-human-rights.en.mfa>

<p>the Universal Declaration of Human Rights</p> <p>2. The Project shall not discriminate with regards to participation and inclusion</p>		<p>uniqueness of indigenous people. The project is not complicit in Human Rights abuses.</p>	
<p><b>Principle 2. Gender Equality</b></p>			
<p>1. The Project shall not directly or indirectly lead to/contribute to adverse impacts on gender equality and/or the situation of women</p> <p>2. Projects shall apply the principles of nondiscrimination, equal treatment, and equal pay for equal work</p> <p>3. The Project shall refer to the country’s national gender strategy or equivalent national commitment to aid in assessing gender risks</p>	<p>No</p>	<p>1. a. No, the project does not reduce access to or control of resources for women.</p> <p>b. No, the project does not involve in any form discrimination in any kind of form. The project respects the employees’ freedom of association and their right to collective bargaining and is not complicit in restrictions of these freedoms and rights.</p> <p>c. The project does not involve and is not complicit in any form of discrimination based on gender, race, religion,</p>	<p>Not required</p>

<p>4. (where required) Summary of opinions and recommendations of an Expert Stakeholder(s)</p>		<p>sexual orientation or any other basis. d.No, the project does not discriminate on basis of gender. e. No, the project design does not contribute to an increase in women’s workload that adds to their care responsibilities or that prevents them from engaging in other activities. f.No,the project does not involve and is not complicit in any form of discrimination based on gender, race, religion, sexual orientation or any other basis. g.No, the project is not complicit in restrictions of any freedoms and rights; and does not involve and is not complicit in any form of discrimination based on</p>	
--	--	---	--

		<p>gender, race, religion, sexual orientation or any other basis.</p> <p>h.No, the project does not expose women and girls to further risks or hazards.</p> <p>2. a.The project does not lead or contribute sexual harassment and/or any forms of violence against women.</p> <p>b. There is no such risk for the project. Participation in the project is voluntary.</p> <p>c. The project does not restrict women’s rights or access to resources (natural or economic).</p> <p>d.The project does not involve and is not complicit in any form of discrimination based on gender, race, religion, sexual orientation or any other basis.</p>	
--	--	---	--

		<p>3.a. The Project provide equal opportunity for women and men to contribute both in volunteer and working positions.</p> <p>b. The project owner takes into account participation by both men and women.</p> <p>3. The access of women or men, as the case may be, to Project participation and benefits is not limited.</p> <p>4. The project does not involve and is not complicit in any form of discrimination based on gender, race, religion, sexual orientation or any other basis.</p> <p>Turkey signed the convention of International Labour Organization. The related articles are 100 and 111.</p>	
--	--	--	--

		The project owner respects Article 5/8425 of Labour Law; which states no discrimination based on gender, race, religion, sexual orientation or any other basis is allowed.	
<b>Principle 3. Community Health, Safety and Working Conditions</b>			
1. The Project shall avoid community exposure to increased health risks and shall not adversely affect the health of the workers and the community	No	The Project avoids community exposure to increased health risks[3] and does not adversely affect the health of the workers and the community.	Not required
<b>Principle 4.1 Sites of Cultural and Historical Heritage</b>			
Does the Project Area include sites, structures, or objects with historical, cultural, artistic, traditional or religious values or intangible forms of culture?	No	During the construction and operation of the project, there was not any damage, alteration or removal to the critical cultural heritage. Because the project location does not involve any critical cultural heritage. Cultural and	Not required
>>			

		environmental heritage is protected against alteration, damage or removal by the law. <sup>15</sup>	
<b>Principle 4.2 Forced Eviction and Displacement</b>			
Does the Project require or cause the physical or economic relocation of peoples (temporary or permanent, full or partial)?	No	The Project shall not involve and shall not be complicit in the involuntary relocation of people.	Not required
<b>Principle 4.3 Land Tenure and Other Rights</b>			
a. Does the Project require any change, or have any uncertainties related to land tenure arrangements and/or access rights, usage rights or land ownership?	No	a. There is no resettlement issue associated with the Project. The project does not cause any resettlement.	Not required

<sup>15</sup> Reference: "Law on Protection of Cultural and Environmental Assets"

<http://mevzuat.basbakanlik.gov.tr/Metin.Aspx?MevzuatKod=1.5.2863&MevzuatIliski=0&sourceXmlSearch=>

<p>b. For Projects involving land use tenure, are there any uncertainties with regards to land tenure, access rights, usage rights or land ownership?</p>		<p>All the lands to be used for the project are treasury lands. Therefore, there is no private lands and resettlement included in this project.</p>	
		<p>b. There are no uncertainties with regards land tenure, access rights, usage rights or land ownership.</p>	
<p><b>Principle 4.4 - Indigenous people</b></p>			
<p>Are indigenous peoples present in or within the area of influence of the Project and/or is the Project located on land/territory claimed by indigenous peoples?</p>	<p>No</p>	<p>There is no resettlement issue associated with the Project. There was not house in the project area, thus the project did not cause any resettlement.</p>	<p>Not required</p>
<p><b>Principle 5. Corruption</b></p>			
<p>1. The Project shall not involve, be complicit in or inadvertently</p>	<p>No</p>	<p>The Project does not involve, be complicit in or inadvertently contribute to or</p>	<p>Not required</p>

<p>contribute to or reinforce corruption or corrupt Projects</p>		<p>reinforce corruption or corrupt Projects</p>	
<p><b>Principle 6.1 Labour Rights</b></p>			
<p>1. The Project Developer shall ensure that all employment is in compliance with national labour occupational health and safety laws and with the principles and standards embodied in the ILO fundamental conventions</p> <p>2. Workers shall be able to establish and join labour organisations</p> <p>3. Working agreements with all individual workers shall be documented and implemented and include:</p> <p>a) Working hours (must not exceed 48 hours</p>	<p>No</p>	<p>1. The Project Developer shall ensure that there is no forced labour and that all employment is in compliance with national labour and occupational health and safety laws, with obligations under international law, and consistency with the principles and standards embodied in the International Labour Organization (ILO) fundamental conventions.</p> <p>2. Workers are able to establish and join labour organisations.</p> <p>3. Working agreements with all individual workers are</p>	<p>Not required</p>

<p>per week on a regular basis), AND</p> <p>b) Duties and tasks, AND</p> <p>c) Remuneration (must include provision for payment of overtime), AND</p> <p>d) Modalities on health insurance, AND</p> <p>e) Modalities on termination of the contract with provision for voluntary resignation by employee, AND</p> <p>f) Provision for annual leave of not less than 10 days per year, not including sick and casual leave.</p> <p>4. No child labour is allowed (Exceptions for children working on their families' property requires an <a href="#">Expert Stakeholder</a> opinion)</p>		<p>documented and implemented.</p> <p>The employment model applied is locally and culturally appropriate.</p> <p>4. Child labour, as defined by the ILO Minimum Age Convention is not allowed.</p> <p>5. The use of appropriate equipment, training of workers, documentation and reporting of accidents and incidents, and emergency preparedness and response measures are provided.</p>	
--	--	--	--

<p>5. The Project Developer shall ensure the use of appropriate equipment, training of workers, documentation and reporting of accidents and incidents, and emergency preparedness and response measures</p>			
<p><b>Principle 6.2 Negative Economic Consequences</b></p>			
<p>1. Does the project cause negative economic consequences during and after project implementation?</p>	<p>No</p>	<p>1. Financial Sustainability of the project has been discussed under Section B.5. The calculations are for the entire life of the project.</p> <p>2. There are no negative economic impacts or potential risks to the local economy deriving the project activity.</p>	<p>Not required</p>
<p><b>Principle 7.1 Emissions</b></p>			

Will the Project increase greenhouse gas emissions over the Baseline Scenario?	No	The project activity is a wind power project and does not cause any greenhouse gas emissions in project scenario.	Not required
>>			
<b>Principle 7.2 Energy Supply</b>			
Will the Project use energy from a local grid or power supply (i.e., not connected to a national or regional grid) or fuel resource (such as wood, biomass) that provides for other local users?	Yes	The auxiliary consumption of the Project is met from the national grid.	Not required
<b>Principle 8.1 Impact on Natural Water Patterns/Flows</b>			
Will the Project affect the natural or pre-existing pattern of watercourses, groundwater and/or the watershed(s) such as high seasonal flow variability, flooding potential, lack of aquatic connectivity or water scarcity?	No	The project operation does not consume surface or groundwater, or discharge wastewater containing heat of chemicals. Also, the wastewater and other wastes during the construction were collected in tanks/containers since the project area is in the	Not required

		rural area and there is no municipal sewer system in the vicinity and these wastes were transported and disposed by the local municipality. Drinking water is supplied by bottled water.	
<b>Principle 8.2 Erosion and/or Water Body Instability</b>			
a. Could the Project directly or indirectly cause additional erosion and/or water body instability or disrupt the natural pattern of erosion? b. Is the Project’s area of influence susceptible to excessive erosion and/or water body instability?	No	a. No. The project activity has developed activities for prevention of soil erosion.  The planning has been done in a way that the amount of excavation soil is equalized to the filling volume and excavation soils are utilized within the operation area.  b. No.	Not required
>>			
<b>Principle 9.1 Landscape Modification and Soil</b>			
Does the Project involve the use of land and soil for	No	The project activity does not involve the use of land and	Not required

production of crops or other products?		soil for production of crops or other products.	
<b>Principle 9.2 Vulnerability to Natural Disaster</b>			
Will the Project be susceptible to or lead to increased vulnerability to wind, earthquakes, subsidence, landslides, erosion, flooding, drought or other extreme climatic conditions?	No	The Project will not be susceptible to or lead to increased vulnerability to wind, earthquakes, subsidence, landslides, erosion, flooding, drought or other extreme climatic conditions.	Not required
<b>Principle 9.3 Genetic Resources</b>			
Could the Project be negatively impacted by or involve genetically modified organisms or GMOs (e.g., contamination, collection and/or harvesting, commercial development, or take place in facilities or farms that include GMOs in their processes and production)?	No	The project is not impacted by the use of genetically modified organisms or GMOs.	Not required

Principle 9.4 Release of pollutants			
<p>Could the Project potentially result in the release of pollutants to the environment?</p> <p>&gt;&gt;</p>	No	<p>As being a renewable energy power project, the project activity does not lead to release of any pollutants. The project complies with the related regulations of Ministry of Environment and Urbanization.</p> <p>The electricity delivered to the grid by the project activity substitutes the same amount of electricity generated from the generation mix of Turkey, which is dominated by fossil fuels.</p> <p>During the online site visit, the stakeholders were interviewed and there wasn't any complaint on noise or</p>	Not required

		shadow flickering of the turbines.	
<b>Principle 9.5 Hazardous and Non-hazardous Waste</b>			
Will the Project involve the manufacture, trade, release, and/ or use of hazardous and non-hazardous chemicals and/or materials?	No	During operation of the project activity, there are no positive nor negative impacts expected. During excavation and construction no hazardous, toxic or flammable materials have not been used.  Hazardous wastes are handled appropriately in closed containers and transported by licensed transporters to the licensed processing and disposal facilities.	Not required
>>			
<b>Principle 9.6 Pesticides &amp; Fertilisers</b>			
Will the Project involve the application of pesticides and/or fertilisers?	No	The Project will not involve the application of pesticides and/or fertilisers.	Not required

<b>Principle 9.7 Harvesting of Forests</b>			
Will the Project involve the harvesting of forests?	No	The Project does not involve the harvesting of forests.	Not required
<b>Principle 9.8 Food</b>			
Does the Project modify the quantity or nutritional quality of food available such as through crop regime alteration or export or economic incentives?	No	The Project does not have any impact on the quantity or nutritional quality of food available such as through crop regime alteration or export or economic incentives.	Not required
<b>Principle 9.9 Animal husbandry</b>			
Will the Project involve animal husbandry?	No	The Project will not involve animal husbandry.	Not required
<b>Principle 9.10 High Conservation Value Areas and Critical Habitats</b>			
Does the Project physically affect or alter largely intact or High Conservation Value (HCV)	No	The Project does not physically affect or alter	Not required

ecosystems, critical habitats, landscapes, key biodiversity areas or sites identified?		largely intact or High Conservation Value (HCV) ecosystems, critical habitats, landscapes, key biodiversity areas or sites identified.	
Principle 9.11 Endangered Species			
<p>a. Are there any endangered species identified as potentially being present within the Project boundary (including those that may route through the area)?</p> <p>b. Does the Project potentially impact other areas where endangered species may be present through transboundary affects?</p>	No	<p>a. There are not any endangered species identified as potentially being present within the Project boundary (including those that may route through the area)</p> <p>b. The Project does not potentially impact other areas where endangered species may be present through transboundary affects.</p>	Not required

## APPENDIX 2- CONTACT INFORMATION OF PROJECT PARTICIPANTS

Organization name	Susurluk Enerji A.Ş.
Registration number with relevant authority	
Street/P.O. Box	Fahrettin Kerim Gökay cad. Altunizade/Üsküdar
Building	No:34
City	İstanbul
State/Region	
Postcode	34662
Country	TURKEY
Telephone	0090 216 544 24 00
E-mail	orcun.altinbas@iltekenerji.com.tr
Website	
Contact person	Bahadır Uyanık
Title	
Salutation	Mr.
Last name	Altinbas
Middle name	-
First name	Orcun
Department	
Mobile	-
Direct tel.	
Personal e-mail	

