



**Verified Carbon
Standard**

BUNDLED SOLAR POWER PROJECT BY SOLARARISE INDIA PROJECTS PVT. LTD.



Document Prepared by SolarArise India Projects Private Limited

Project Title	Bundled Solar Power Project by SolarArise India Projects Pvt. Ltd.
Version	03
Report ID	1762-MP-04
Date of Issue	17- Oct-2023
Project ID	1762
Monitoring Period	01-October-2022 to 31-March-2023 (Inclusive of both days)
Prepared By	SolarArise India Projects Private Limited
Contact	Unit No. 1004, 10th Floor BPTP Park Centra, Sector – 30, NH – 8, Gurugram – 122001 Landline No.: 0124 – 4204108 Email: rakesh.patel@solar-arise.com Website: https://www.solararise.com/

CONTENTS

1	PROJECT DETAILS.....	3
1.1	Summary Description of the Implementation Status of the Project	3
1.2	Sectoral Scope and Project Type	4
1.3	Project Proponent	5
1.4	Other Entities Involved in the Project	5
1.5	Project Start Date	5
1.6	Project Crediting Period	6
1.7	Project Location	7
1.8	Title and Reference of Methodology	8
1.9	Participation under other GHG Programs.....	8
1.10	Other Forms of Credit and Supply chain (Scope 3) Emissions.....	9
1.11	Sustainable Development Contributions	9
2	SAFEGUARDS	15
2.1	No Net Harm	15
2.2	Local Stakeholder Consultation	15
2.3	AFOLU-Specific Safeguards	17
3	IMPLEMENTATION STATUS	17
3.1	Implementation Status of the Project Activity	17
3.2	Deviations	19
3.3	Grouped Projects	19
4	DATA AND PARAMETERS.....	19
4.1	Data and Parameters Available at Validation	19
4.2	Data and Parameters Monitored.....	21
4.3	Monitoring Plan.....	22
5	QUANTIFICATION OF GHG EMISSION REDUCTIONS AND REMOVALS	27
5.1	Baseline Emissions	27
5.2	Project Emissions	27
5.3	Leakage.....	28
5.4	Net GHG Emission Reductions and Removals.....	28
	APPENDIX 1: <METER CALIBRATION DETAILS>	29
	APPENDIX II: SUPPORTING EVIDENCE FOR SDG.....	30

1 PROJECT DETAILS

1.1 Summary Description of the Implementation Status of the Project

The main purpose of this project activity is to generate clean form of electricity through renewable solar energy source. The project is a bundled project activity which involves installation of 120 MW solar project in different states of India through SPVs.

Over the 10 years of first crediting period, the project will replace anthropogenic emissions of greenhouse gases (GHG's) estimated to be approximately 244,968 tCO_{2e} per year, thereon displacing 253,776 MWh/year amount of electricity from the generation-mix of power plants connected to the Indian grid, which is mainly dominated by thermal/fossil fuel-based power plant.

The details of the SPVs for the project and their location of installation are mentioned in the table below: -

Name of Investor	Capacity (MW)	COD	Connection with Grid	State	Usage
Talettutayi Solar Projects Pvt Ltd	10 MW	23-June-2016	Indian Grid	Telangana	Sale to State DISCOM
NV Vogt Solar One Pvt Ltd ¹ (Talettutayi Solar Projects Six Pvt Ltd)	10 MW	23-June-2016	Indian Grid	Telangana	Sale to State DISCOM
Talettutayi Solar Projects Four Pvt Ltd	50 MW	10-August-2017	Indian Grid	Maharashtra	Sale to SECI
Talettutayi Solar Projects One Pvt Ltd	30 MW	05-January-2018	Indian Grid	Karnataka	Sale to SECI
Talettutayi Solar Projects Two Pvt Ltd	20MW	07-August-2019	Indian Grid	Karnataka	Sale to State DISCOM

These are the SPVs of SolarArise India Projects Pvt. Ltd. and the project is promoted by SolarArise India Projects Pvt. Ltd.

¹ SPV name is changed to TALETTUTAYI SOLAR PROJECTS SIX PRIVATE LIMITED on 18-June-2018. The Certificate of incorporation pursuant to change of name has been submitted.

Audit Type	Period	Program	VB Name	Number of years
Validation	18-June-2018	<u>VCS</u>	<u>LGAI Technological Centre, S.A. (Applus + Certification)</u>	-
Verification	23-June-2016 to 25-April-2018	<u>VCS</u>	<u>LGAI Technological Centre, S.A. (Applus + Certification)</u>	~22 Months
Verification	26-April-2018 to 25-August-2020	<u>VCS</u>	<u>4K Earth Science Pvt. Ltd.</u>	~28 Months
Verification	26-August-2020 to 31-August-2021	<u>VCS</u>	<u>TUV SUD South Asia Pvt. Ltd.</u>	~1 year
Verification	01-September-2021 to 31-March-2022	<u>VCS</u>	<u>LGAI Technological Centre, S.A. (Applus + Certification)</u>	~6 Months
Verification	01-April-2022 to 30-September-2022	<u>VCS</u>	<u>LGAI Technological Centre, S.A. (Applus + Certification)</u>	~6 Months
Verification	01-October-2022 to 31-March-2023	<u>VCS</u>	<u>LGAI Technological Centre, S.A. (Applus + Certification)</u>	~6 Months
Total	18-June-2018 to 31-March-2023			4 years, 9 months, 14 days

Total emission reductions achieved in this monitoring period:

During the Current Monitoring Period from 01-October-2022 to 31-March-2023 (First and last date included), the project activity has supplied 123,903 MWh of electricity, and thus contributing to the GHG reductions 119,603 tCO₂e.

1.2 Sectoral Scope and Project Type

The project activity falls under the following sectoral scope and project type:

Sectoral Scope: 01 - Energy industries (renewable / non-renewable sources)

Project Type : I - Renewable Energy Projects

Project Category: Grid-connected electricity generation from renewable sources ACM0002-Version 18.1²

1.3 Project Proponent

Organization name	SolarArise India Projects Pvt. Ltd.
Contact person	Mr. Rakesh Patel
Title	Sr Manager – Business Development
Address	Unit No. 1004, 10th Floor BPTP Park Centra, Sector – 30, NH – 8, Gurugram – 122001
Telephone	0124 – 4204108
Email	rakesh.patel@solar-arise.com

1.4 Other Entities Involved in the Project

Organization name	Not applicable
Role in the Project	Not applicable
Contact person	Not applicable
Title	Not applicable
Address	Not applicable
Telephone	Not applicable
Email	Not applicable

1.5 Project Start Date

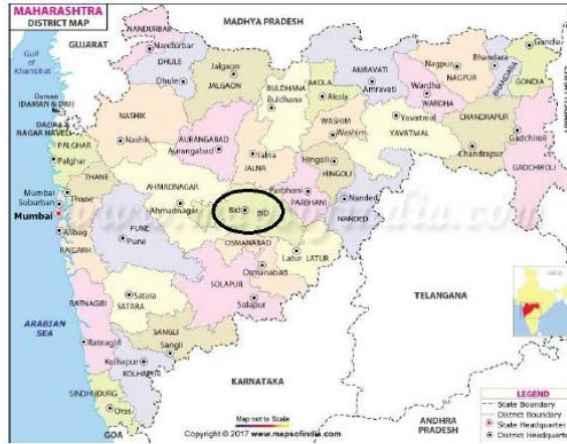
Start date of the project activity is the earliest date of interconnection with the grid i.e., 23-June-2016. This is the date of commissioning of 10 MW Solar PV Project activity in Talettutayi Solar Projects Pvt. Ltd. and 10 MW Solar PV Project activity by NV Vogt Solar One Pvt. Ltd (Talettutayi Solar Projects Six Pvt. Ltd.)

The details of the commissioning dates of the individual project activity are mentioned in the section 1.1 of this report.

1.6 Project Crediting Period

Crediting Period Start date: 23-June-2016; Crediting Period End date: 22-June-2026

The project activity adopts renewable crediting period of 10 years period which can be renewed for maximum 2 times.



1.8 Title and Reference of Methodology

Title: Grid-connected electricity generation from renewable sources

Reference: The project activity meets the eligibility criteria of large-scale project, as it is more than 15 MW

Methodology: ACM0002: Grid-connected electricity generation from renewable sources - Version 18.1³

Type I : Energy industries (renewable / non-renewable sources)

Category: Approved Consolidated Methodology (ACM0002)

Tools referred with above methodology and applicable for project activity are:

- Tool to calculate the emission factor for an electricity system¹ - Version 06.0 (EB 100, Annex 04)
- Methodological Tool- Tool for the demonstration and assessment of additionality² - Version 07.0.0 (EB 70, Annex 08)

1.9 Participation under other GHG Programs

The project has neither been registered, nor seeking registration under any other GHG programs. The project is seeking registration only in VCS program.

The undertaking from PP has been submitted accepting there is no double accounting for current monitoring period and the project activity is not a participant of any other GHG program other than VCS.

³<https://cdm.unfccc.int/methodologies/DB/5725LCHYPYM4I1V8OD9SFYVAMFFWNP>

⁴ <http://cdm.unfccc.int/methodologies/PAMethodologies/tools/am-tool-07-v7.0.pdf>

1.10 Other Forms of Credit and Supply chain (Scope 3) Emissions

The Project has no intend to generate any other form of GHG-related environmental credit for GHG emission reductions or removals claimed under the VCS Program.

- Emission Trading Programs and Other Binding Limits: The project has not participated in any Emissions Trading Programs. The emission reductions generated for this duration of periodic verification would not be claimed under any other GHG programs.
- Other Forms of Environmental Credit: CLP here by confirms that the project has not sought or received any other GHG related environmental credit and submitted a declaration to DoE that CLP wouldn't claim any form of environmental credit except VCU for the said duration.

However, it can be crosschecked that PP is not claiming REC benefits, the same can be verified with the REC accreditation body of India³.

Supply Chain (Scope 3) Emission:

The Supply Chain (Scope 3) Emission is not identified in this project activity because the given project activity does not involve producing, delivering, and selling a product or service to the consumer.

1.11 Sustainable Development Contributions

The National CDM Authority (NCDMA), which is the Designated National Authority (DNA) for the Government of India (GOI) under the Ministry of Environment, Forests and Climate Change (MoEF&CC), has mentioned four indicators for sustainable development in the interim approval guidelines for Clean Development Mechanism (CDM) projects from India. Thus, this project's contribution towards sustainable development has been addressed based on the following sustainable development aspects:

- **Social well-being:**
 - Contribution to the development of an otherwise underdeveloped area.
 - Generation of employment opportunities for local people during various phases of the project activity.
- **Economic well-being:**

- Since the project uses renewable solar power resources for power generation it does not lead to any emissions in the environment.
- Avoiding further depletion of the already over-exploited, limited non-renewable sources like coal, oil, etc.
- **Technological well-being:**
 - The technology selected for the power project would use well established Solar PV power generation and the project activity would promote the use of such technology.

- **Environmental well-being:**
 - Solar being a renewable source of energy, it reduces the dependence on fossil fuels and conserves natural resources which are on the verge of depletion. Due to its zero emission the Project activity also helps in avoiding significant amount of GHG emissions and specific pollutants like SO_x, NO_x, and SPM associated with the conventional thermal power generation facilities.

Table 1: Sustainable Development Contributions

Row number	SDG Target	SDG Indicator	Net Impact on SDG Indicator	Current Project Contributions	Contributions Over Project Lifetime
1)	7.2	7.2.1: Renewable energy share in the total final energy consumption	Implemented activities to increase	About 123,903 MWh renewable electricity has supplied to Central Grid of Indian Electricity grid during the reported period that helps to increase the renewable energy share in the energy mix.	A total of 1,310,955 MWh renewable electricity has been supplied to the Indian grid by the project activity since commissioning.

2)	8.8	Protect labour rights and promote safe and secure working environments for all workers	Implemented activities to increase	Approximately 150 employees from SolarArise India Projects Pvt. Ltd. And employees from its O&M contractor are employed directly/indirectly in the projects. To ensure occupational health and safety various trainings has been conducted:	To ensure occupational health and safety trainings has been conducted. Please refer Appendix II for supporting documents																																						
				<table border="1"> <thead> <tr> <th data-bbox="905 380 1157 467">Date</th> <th data-bbox="1157 380 1360 467">Name of Training</th> <th data-bbox="1360 380 1514 467">No. Of Employee benefited</th> </tr> </thead> <tbody> <tr> <td data-bbox="905 467 1157 626">07-October-2022</td> <td data-bbox="1157 467 1360 626">Importance of protection circuit and protection equipment's</td> <td data-bbox="1360 467 1514 626">6</td> </tr> <tr> <td data-bbox="905 626 1157 662">20-October-2022</td> <td data-bbox="1157 626 1360 662">PTW Training</td> <td data-bbox="1360 626 1514 662">8</td> </tr> <tr> <td data-bbox="905 662 1157 781">20-October-2022</td> <td data-bbox="1157 662 1360 781">Importance of switch gear and circuit breaker</td> <td data-bbox="1360 662 1514 781">6</td> </tr> <tr> <td data-bbox="905 781 1157 865">29-October-2022</td> <td data-bbox="1157 781 1360 865">Environment awareness</td> <td data-bbox="1360 781 1514 865">17</td> </tr> <tr> <td data-bbox="905 865 1157 943">29-October-2022</td> <td data-bbox="1157 865 1360 943">General Safety Training</td> <td data-bbox="1360 865 1514 943">25</td> </tr> <tr> <td data-bbox="905 943 1157 1032">07-November-2022</td> <td data-bbox="1157 943 1360 1032">Importance of SLD and how to read SLD</td> <td data-bbox="1360 943 1514 1032">8</td> </tr> <tr> <td data-bbox="905 1032 1157 1068">20-November-2022</td> <td data-bbox="1157 1032 1360 1068">Fire Fighting</td> <td data-bbox="1360 1032 1514 1068">6</td> </tr> <tr> <td data-bbox="905 1068 1157 1187">20-November-2022</td> <td data-bbox="1157 1068 1360 1187">Importance of switch gear and circuit breaker</td> <td data-bbox="1360 1068 1514 1187">10</td> </tr> <tr> <td data-bbox="905 1187 1157 1247">21-November-2022</td> <td data-bbox="1157 1187 1360 1247">Technical Training</td> <td data-bbox="1360 1187 1514 1247">7</td> </tr> <tr> <td data-bbox="905 1247 1157 1307">10-December-2022</td> <td data-bbox="1157 1247 1360 1307">Snake Bite training</td> <td data-bbox="1360 1247 1514 1307">11</td> </tr> <tr> <td data-bbox="905 1307 1157 1393">10-December-2022</td> <td data-bbox="1157 1307 1360 1393">Safety from Electrical Equipment's</td> <td data-bbox="1360 1307 1514 1393">7</td> </tr> <tr> <td data-bbox="905 1393 1157 1422">20-December-2022</td> <td data-bbox="1157 1393 1360 1422">Fire Fighting</td> <td data-bbox="1360 1393 1514 1422">8</td> </tr> </tbody> </table>	Date	Name of Training	No. Of Employee benefited	07-October-2022	Importance of protection circuit and protection equipment's	6	20-October-2022	PTW Training	8	20-October-2022	Importance of switch gear and circuit breaker	6	29-October-2022	Environment awareness	17	29-October-2022	General Safety Training	25	07-November-2022	Importance of SLD and how to read SLD	8	20-November-2022	Fire Fighting	6	20-November-2022	Importance of switch gear and circuit breaker	10	21-November-2022	Technical Training	7	10-December-2022	Snake Bite training	11	10-December-2022	Safety from Electrical Equipment's	7	20-December-2022	Fire Fighting	8
Date	Name of Training	No. Of Employee benefited																																									
07-October-2022	Importance of protection circuit and protection equipment's	6																																									
20-October-2022	PTW Training	8																																									
20-October-2022	Importance of switch gear and circuit breaker	6																																									
29-October-2022	Environment awareness	17																																									
29-October-2022	General Safety Training	25																																									
07-November-2022	Importance of SLD and how to read SLD	8																																									
20-November-2022	Fire Fighting	6																																									
20-November-2022	Importance of switch gear and circuit breaker	10																																									
21-November-2022	Technical Training	7																																									
10-December-2022	Snake Bite training	11																																									
10-December-2022	Safety from Electrical Equipment's	7																																									
20-December-2022	Fire Fighting	8																																									

				24-December-2022	How to beware of conductive & Cleaning materials at site during work	7
				25-December-2022	Sun Stroke Training	14
				05-January-2023	Importance of PPEs during work	6
				13-January-2023	Road Safety Mock Drill	22
				24-January-2023	Safety procedure of loading and unloading	6
				25-January-2023	Snake Bite training	7
				05-Febrary-2023	How to use fire extinguisher	5
				08-February-2023	National Safety Week (Importance of work permit, Electric Hazards and plastic pollution)	15
				20-February-2023	LOTO Training	5
				21-February-2023	Fire Safety	24
				25-February-2023	Electric Shock with first aid mock drill	13
				05-March-2023	Importance of PTW, TBT, and JSA	6
				15-March-2023	Snake Bite training	17
				20-March-2023	PTW Training	5

				24-March-2023	Importance of safety symbols, signs and posters	5	
3)	13.2.2	Total greenhouse gas emissions per year avoided or removed	Implemented activities to increase	By generating 123,903 MWh renewable electricity the project has avoided emission of 119,603 tCO2e in the atmosphere.		Since commissioning the project has avoided emission of 1,265,465 tCO2e in the atmosphere.	

2 SAFEGUARDS

2.1 No Net Harm

The project activity does not involve any major construction activity. It primarily requires the installation of Solar PVs interfacing the generators with the State Electricity Board by setting up HT transmission lines and installation of other accessories.

The report on “Developmental Impacts and Sustainable Governance Aspects of Renewable Energy Projects” prepared by MNRE dated September 2013. This report clearly mentioned that solar power project activity operations do not result in direct air pollution or noise pollution. Please refer below web link for the same⁴.

Thus, it is envisaged that the implementation of the project activity will not lead to any significant impacts on air, water, soil quality and ambience.

2.2 Local Stakeholder Consultation

The project has already been registered under VCS mechanism.

The project activity undergoing periodic verification, local stakeholder consultation was appropriately conducted prior to the validation under VCS to inform the design of the project and maximize participation from stakeholders during the validation.

The project activity is in 3 different states (Maharashtra, Karnataka and Telangana) and involves 5 project developers; hence stakeholder consultation was conducted in phases. As per the registered joint VCS PD&MR, the local stakeholder’s consultation was carried out at project sites as following:

Project developer	Location	Capacity (MW)	Date and mode of invitation	Meeting location	Date of meeting
Talettutayi Solar Projects Pvt Ltd	Mahabubnagar district in	10	24/04/2015 Public notice	Project site office	04/05/2015

⁴ <http://mnre.gov.in/file-manager/UserFiles/report-on-developmental-impacts-of-RE.pdf>

	Telangana, India				
NV Vogt Solar One Pvt Ltd	Mahabubnagar district in Telangana, India	10	24/04/2015 Public notice	Project site office	04/05/2015
Talettutayi Solar Projects One Pvt Ltd	Koppal district in Karnataka, India	30	14/01/2017 Public notice	Project site office	21/01/2017
Talettutayi Solar Projects Two Pvt Ltd	Koppal district in Karnataka, India	20	14/01/2017 Public notice	Project site office	21/01/2017
Talettutayi Solar Projects Four Pvt Ltd	Beed district In Maharashtra, India	50	10/09/2016 Public notice	Project site office	17/09/2016

The meeting was well attended by various stakeholders, including representatives from Gram Panchayat, villagers, and representatives of equipment suppliers. The registered VCS PD mentions the summary of the comments received and a note on how due account was taken of the concerns raised during the public consultation. The general attitude of the residents, who were likely to be affected by the project, was positive towards the project and no adverse comment was received from the local stakeholders.

The project proponent has implemented a mechanism for ongoing communication with local stakeholders to allow stakeholders to raise concerns about potential negative impacts during implementation and operation of the project activity. The project proponent has placed a grievance register and a grievance box at the respective site office, where the local villagers can register their concerns. However, there is no negative feedback reported within this monitoring period.

2.3 AFOLU-Specific Safeguards

Not applicable to this as this is not an AFOLU project activity.

3 IMPLEMENTATION STATUS

3.1 Implementation Status of the Project Activity

The project activity involves the installation of Solar PVs. The total installed capacity of the project is 120 MW located across different states in India. The project is promoted by SolarArise India Projects Pvt. Ltd.

All the solar sub-projects have been commissioned and the Project is fully implemented. The commissioning dates of the projects have been provided in section 1.1.

The project shall result in annual replacement of anthropogenic emissions of greenhouse gases (GHGs) estimated to be approximately 244,968 tCO₂e, thereon displacing 253,776 MWh/year amount of electricity from the grid over the 10 years crediting period.

Solar PV Project Technology Details –

The project activity aims to harness solar energy through installation of Solar PVs with total installed capacity of 120 MW.

- a) The technical specification of 10 MW plant interconnection with grid on 23-June-2016 by Talettutayi Solar Projects Pvt Ltd are as follows:

S. No	Technical details of the equipment	Description
1	Technology Used	Poly Crystalline Silicon
2	Make of modules installed	Trina Solar
3	Model of the modules installed	TSM-310PC14, TSM-315PC14
4	Make & Model of Inverter	Make – ABB, Model - PVS-800-1000KW
5	Number of Inverters	10 Nos.
6	Make & Number of Transformers	Make- Voltamp Model- 2 MVA, 5 Nos.

- b) The technical specification of 10 MW plant interconnection with grid on 23-June-2016 by Talettutayi Solar Projects Pvt Ltd are as follows:

S. No	Technical details of the equipment	Description
1	Technology Used	Poly Crystalline Silicon

2	Make of modules installed	Trina Solar
3	Model of the modules installed	TSM-310PC14, TSM-315PC14
4	Make & Model of Inverter	Make – ABB, Model - PVS-800-1000KW
5	Number of Inverters	10 Nos.
6	Make & Number of Transformers	Make- Voltamp Model- 2 MVA, 5 Nos.

c) The technical specification of 50 MW plant interconnection with grid on 10-August-2017 by Talettutayi Solar Projects Four Pvt Ltd are as follows:

S. No	Technical details of the equipment	Description
1	Technology Used	Poly Crystalline Silicon
2	Make of modules installed	JA Solar
3	Model of the modules installed	320 Wp & 325 Wp
4	Make & Model of Inverter	Make- Sungrow, Model- SG 2500
5	Number of Inverters	20 Nos.
6	Make & Number of Transformers	Make- Sudhir, Model- 5 MVA, 10 Nos. Make- Voltamp, Model- 50 MVA, 1 No.

d) The technical specification of 30 MW plant interconnection with grid on 05-January-2018 by Talettutayi Solar Projects One Pvt Ltd are as follows:

S. No	Technical details of the equipment	Description
1	Technology Used	Poly Crystalline Silicon
2	Make of modules installed	JA Solar
3	Model of the modules installed	320 Wp & 325 Wp
4	Make & Model of Inverter	Make- Sungrow, Model- SG 2500
5	Number of Inverters	12 Nos.
6	Make & Number of Transformers	Make- Silchar, Model- 5 MVA, 6 Nos. Make- Raychem, Model- 30 MVA, 1 No.

e) The technical specification of 20 MW plant interconnection with grid on 07-August-2019 by Talettutayi Solar Projects Two Pvt Ltd are as follows:

S. No	Technical details of the equipment	Description
1	Technology Used	Poly Crystalline Silicon
2	Make of modules installed	JA Solar
3	Model of the modules installed	325 Wp & 330 Wp
4	Make & Model of Inverter	Make- TBEA, Model- TBEA 3750, TBEA 5000
5	Number of Inverters	5 Nos. (4 Nos of TBEA 3750 and 1 Nos of TBEA 5000)
6	Make & Number of Transformers	Make- Silchar, Model- 5 MVA & 7.5MVA, 3 Nos. Make- Voltamp, Model- 20 MVA, 1 No.

Events that may impact the GHG emission reductions or removals and monitoring: No such events took place during the monitoring period that may impact the GHG emission reductions for

the project activity. The project activity has been exporting electricity continuously since commissioning. There were neither major breakdowns nor other events for the project activity during the monitoring period that may impact the GHG emission reductions for the project activity.

3.2 Deviations

3.2.1 Methodology Deviations

No methodology deviation is applied during the monitoring period.

3.2.2 Project Description Deviations

No deviation has been applied in this monitoring period.

Below deviation has been applied in the last monitoring period: -

In the registered PD, formula used in the calculation net electricity supplied to the grid was not mentioned correctly for the Karnataka state projects, hence the same was corrected in line with the JMRs (Form-B). This correction was considered as project deviation in the current monitoring period. The formula used in the monitoring plan for calculating the net electricity supplied to the grid was based on the B-Form values provided by KPTCL as follows for the Karnataka state projects: -

$$EGPJ, y = \text{Export (Kwh)} - 115\% * \text{Import (Kwh)} - \text{Transmission losses (Kwh)}$$

This was in line with the actual monitoring procedure followed on the project activity.

The above deviation is in line with VCS rule. However, it did not impact the existing applicability conditions of the methodology, additionality or the appropriateness of the baseline scenario

This deviation has been validated, accepted and approved by VERRA and valid for the current monitoring period.

3.3 Grouped Projects

The project is not a grouped project thus this is not applicable.

4 DATA AND PARAMETERS

4.1 Data and Parameters Available at Validation

Data / Parameter	$EF_{\text{grid, OM, y}}$
Data unit	tCO ₂ /MWh
Description	Operating margin CO ₂ emission factor for the project electricity system in year y
Source of data	Calculated from CEA database, Version 12, May 2017

Value applied	0.9843 tCO ₂ /MWh
Justification of choice of data or description of measurement methods and procedures applied	Calculated as per “Tool to calculate the emission factor for an electricity system, version 05” as 3-year generation weighted average using data for the years 2013-14, 2014-15 & 2015-16. The data are obtained from “CO ₂ Baseline Database for Indian Power Sector” version 12, published by the Central Electricity Authority, Ministry of Power, Government of India.
Purpose of Data	<ul style="list-style-type: none"> For the calculation of the Baseline Emission
Comments	This parameter is fixed ex-ante for the entire crediting period.

Data / Parameter	EF _{grid, BM, y}
Data unit	tCO ₂ /MWh
Description	Build margin CO ₂ emission factor for the project electricity system in year y
Source of data	Calculated from CEA database, Version 12, May 2017
Value applied	0.9083 tCO ₂ /MWh
Justification of choice of data or description of measurement methods and procedures applied	Calculated as per “Tool to calculate the emission factor for an electricity system, version 05” as per the latest data available for the most recent year 2015-16. The data is obtained from “CO ₂ Baseline Database for Indian Power Sector” version 12, published by the Central Electricity Authority, Ministry of Power, Government of India.
Purpose of Data	<ul style="list-style-type: none"> Calculation of baseline emissions
Comments	The above value is fixed, and it is same for the entire crediting period

Data / Parameter	EF _{grid, CM, y}
Data unit	tCO ₂ /MWh
Description	Combined margin CO ₂ emission factor for the project electricity system in year y
Source of data	Calculated from CEA database, Version 12, May 2017
Value applied	0.9653 tCO ₂ /MWh
Justification of choice of data or description of measurement methods and procedures applied	<p>The combined margin emissions factor is calculated as follows:</p> $EF_{grid, CM, y} = EF_{grid, OM, y} * W_{OM} + EF_{grid, BM, y} * W_{BM}$ <p>Where:</p> <p>EF_{grid, BM, y} = Build margin CO₂ emission factor in year y (tCO₂/MWh)</p> <p>EF_{grid, OM, y} = Operating margin CO₂ emission factor in year y (tCO₂/MWh)</p> <p>W_{OM} = Weighting of operating margin emissions factor (%) = 75%</p> <p>W_{BM} = Weighting of build margin emissions factor (%) = 25%</p>
Purpose of Data	<ul style="list-style-type: none"> Calculation of baseline emissions

Comments	The above value is fixed, and it is same for the entire crediting period
-----------------	--

4.2 Data and Parameters Monitored

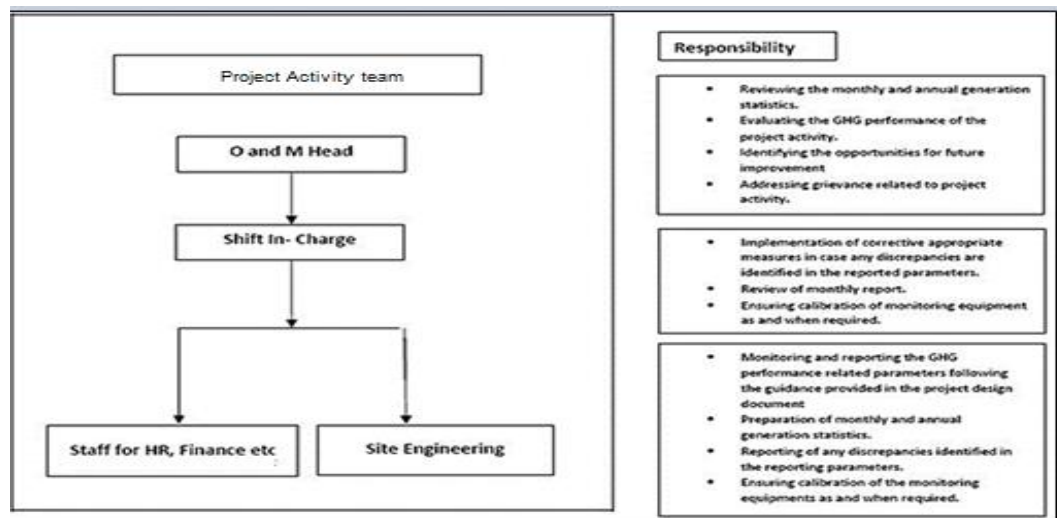
Data / Parameter	EG _{PJ, y}
Data unit	MWh
Description	Quantity of net electricity generation supplied by the project plant/unit to the grid in year y in MWh
Source of data	Credit note/ JMR/Form B reports/ monthly generation report from respective state electricity board/DISCOM
Description of measurement methods and procedures to be applied	<p>The difference of final value of export and import is used for monthly values of net electricity supplied to the grid by the project activity and same value will be considered for ER calculations for Telangana & Maharashtra sites.</p> <p>The difference of final value of export and import (115%) & transmission loss is used for monthly values of net electricity supplied to the grid by the project activity and same value will be considered for ER calculations for Karnataka sites.</p> <p>For detailed schedule of Calibration of energy meters involved in project activity please refer Appendix 1.</p>
Frequency of monitoring/recording	Continuous measurement & monthly recording
Value monitored	123,903 MWh
Monitoring equipment	Energy meters of accuracy class 0.2s are installed at respective substations. Please refer to Appendix-1 for further details.
QA/QC procedures to be applied	<p>The meters are approved, tested & sealed by the State Utility. The meters are in the custody of State Utility. The frequency of calibration is once in 5 years. The monthly electricity supplied/exported by the project activity in the JMR report is cross checked with the monthly invoices of sale. In the absence or delay in the meter calibration, appropriate guidelines will be applied appropriately to confirm the conservativeness of metering.</p> <p>The metering arrangement, accuracy class of meters, calibration frequency is under control of state electricity board and PP do not have any control on it. PP is getting value of net electricity supplied to grid and the same is considered the monitoring parameter. The billing is raised based on substation meters.</p>
Purpose of the data	Calculation of baseline emissions
Calculation method	Telangana & Maharashtra sites: - Net electricity supplied to the grid by the project plant in a given month = Export (kWh)- Import (kWh)

	Karnataka sites: - Net electricity supplied to the grid by the project plant in a given month = Export (kWh) - 115% * Import (kWh) - transmission loss
Comments	Data will be archived in paper & electronic form for two years after the end of crediting period or of the last issuance of VERs for this project activity, whichever occurs later.

4.3 Monitoring Plan

Where appropriate monitoring plan is developed in accordance with the modalities and procedures for CDM project activities and is proposed for grid-connected solar power project being implemented. The monitoring plan, which will be implemented by the project participant describes about the monitoring organization, parameters to be monitored, monitoring practices, quality assurance, quality control procedures, data storage and archiving.

The authority and responsibility for registration, monitoring, measurement, reporting and reviewing of the data rests with the project participant. PP proposed the following structure for data monitoring, collection, data archiving and calibration of equipment's for this project activity. The team comprises of the following members:



Data Measurement

The export and import energy will be measured continuously using above mentioned Main and Check meters located at the substations. Readings of meters shall be taken on monthly basis by authorized officer of SEB in the presence of PP or representative of PP. Based on the Meter Reading Statement to PP, invoices will be raised. These invoices can be used for cross checking the meter readings taken for the respective project activity.

Data collection and archiving

Readings from meters will be collected in the presence of the plant in-charge. Export and Import data would be recorded and stored in logs as well as in electronic form on a daily basis. The records are checked periodically by the Plant Manager and discussed thoroughly with the plant supervisor. The period of storage of the monitored data will be 2 years after the end of crediting period or till the last issuance of VCUs for the project activity whichever occurs later.

Emergency preparedness

The project activity will not result in any unidentified activity that can result in substantial emissions from the project activity. No need for emergency preparedness in data monitoring is visualized.

In the event that the main meter, which is used to record the net electricity exported by the project, is found to be faulty it will be repaired or replaced and the data from the check meter will be used in its place. In the unlikely event that the check meter fails it will also be repaired or replaced

Personnel training

In order to ensure a proper functioning of the project activity and a properly monitoring of emission reductions, the staff will be trained. The plant helpers will be trained in equipment operation, data recording, reports writing, operation and maintenance and emergency procedures in compliance with the monitoring plan.

QA/QC procedures

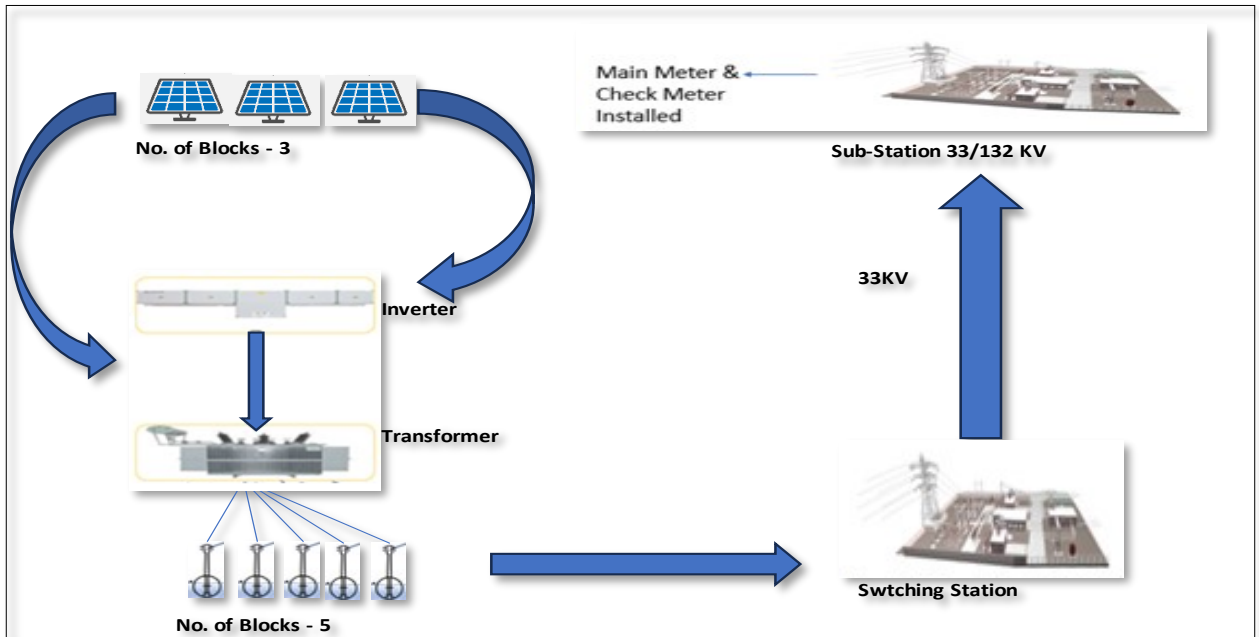
The energy meters at the feeders are maintained and owned by state electricity board. Neither the project proponent nor the site personnel have any control over it. The records will be crosschecked with the records of sold electricity to state electricity board. The meters are calibrated by state electricity board at-least once in five years.

Apportioning

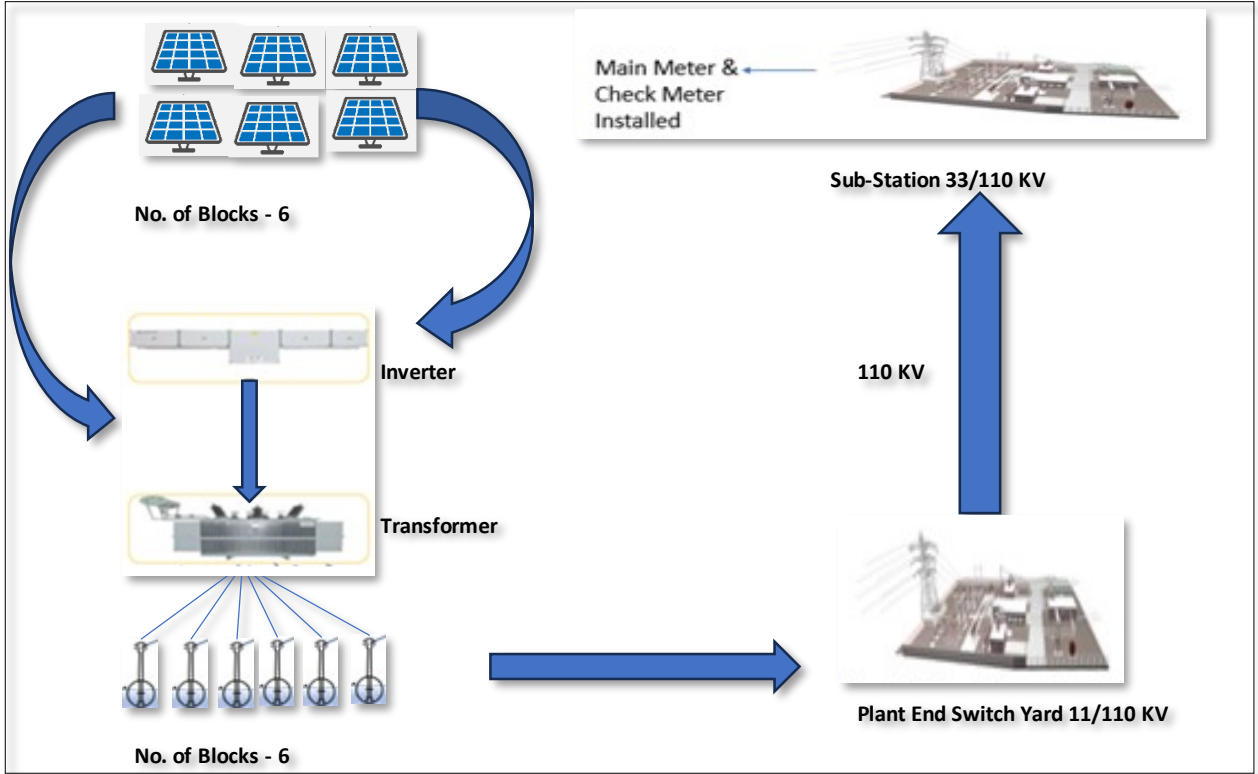
In case the dates of a particular monitoring period do not match with the dates of the billing cycle, the net electricity exported to the grid would be calculated from: Apportioning the net electricity exported to grid, as recorded in the consolidated Share Certificate/ JMR Report / Credit Notes certified by the respective state discom, based on the number of days in the monitoring period and the number of days for which Share Certificate / JMR Report/ Credit Notes was prepared.

Single Line Diagram

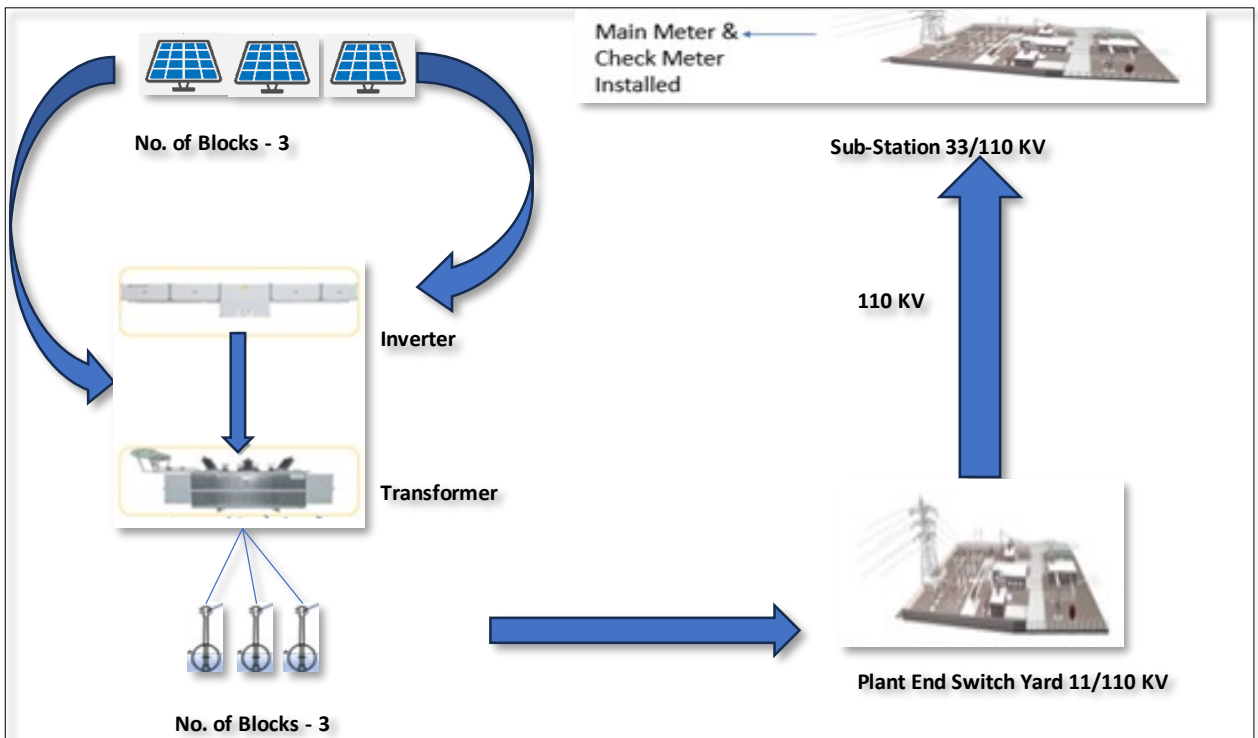
Talettutayi Solar Projects Pvt Ltd:



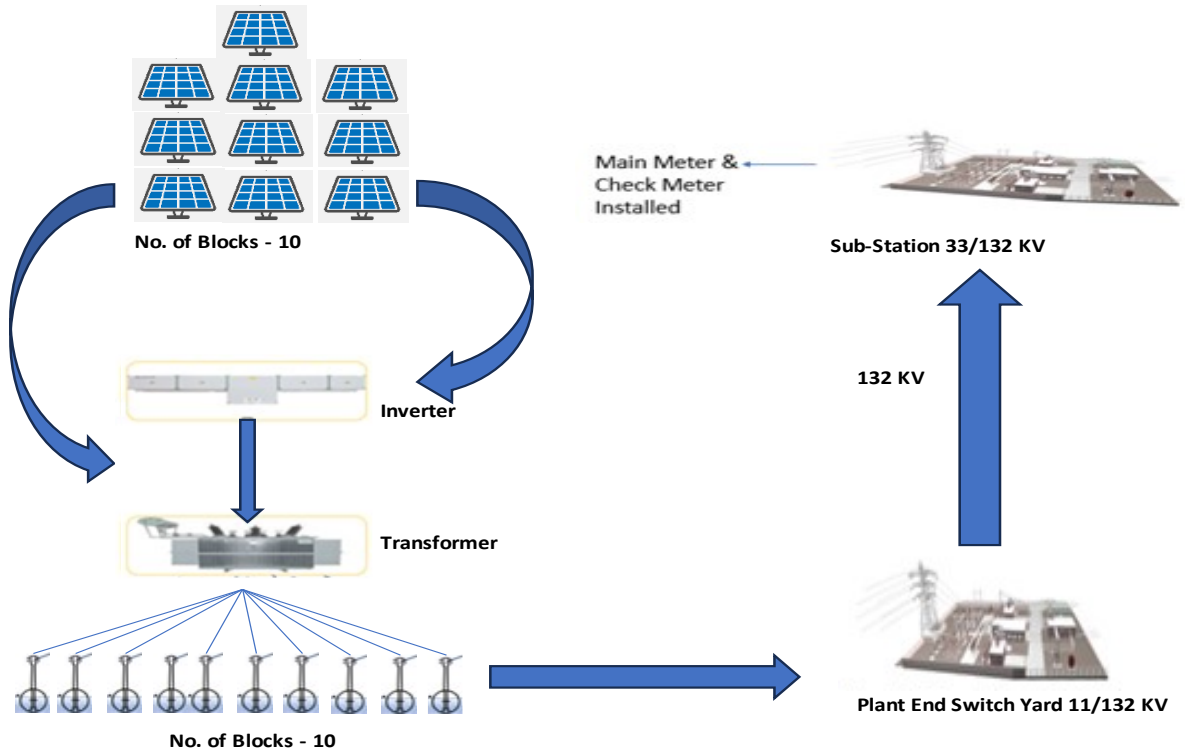
Talettutayi Solar Projects Pvt One Ltd:



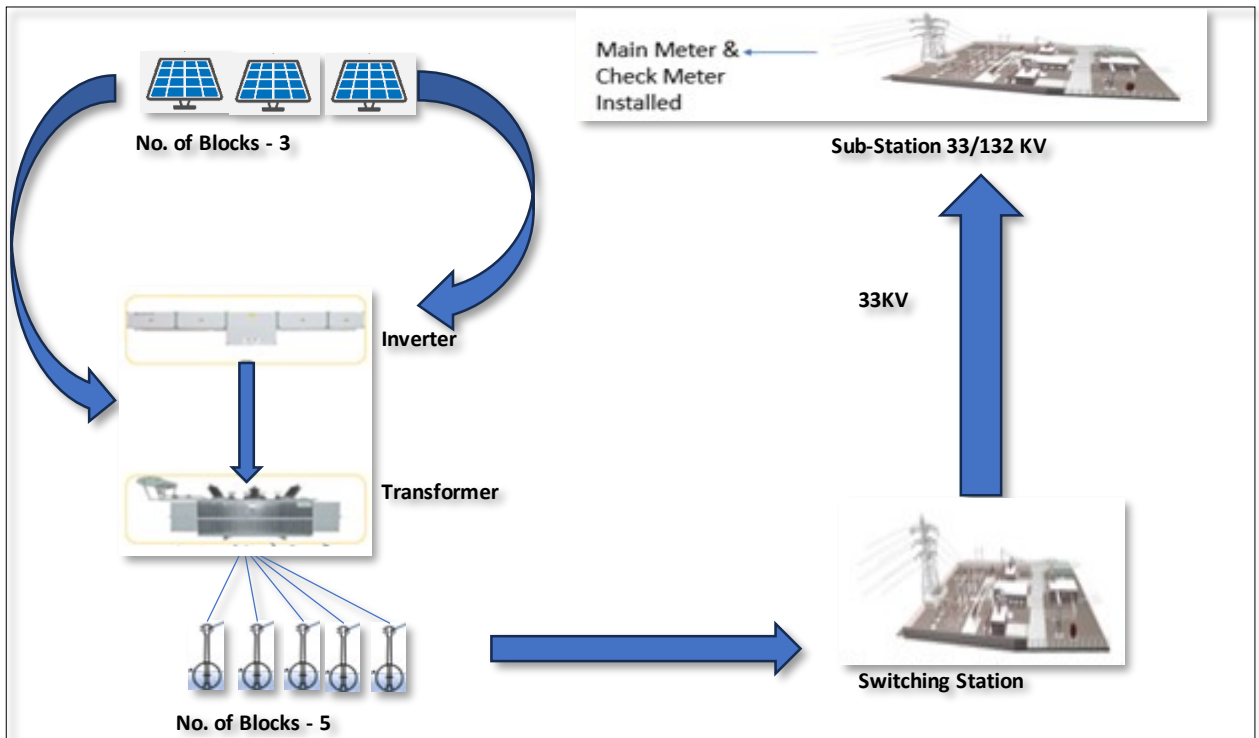
Talettutayi Solar Projects Pvt Two Ltd:



Talettutayi Solar Projects Pvt Four Ltd:



Talettutayi Solar Projects Pvt Six Ltd:



5 QUANTIFICATION OF GHG EMISSION REDUCTIONS AND REMOVALS

5.1 Baseline Emissions

As per the approved consolidated Methodology ACM0002 (Version 18.1) para 42:

Baseline emissions include only CO₂ emissions from electricity generation in fossil fuel fired power plants that are displaced due to the project activity. The methodology assumes that existing grid- connected power plants and the addition of new grid- connected power plants would have generated all project electricity generation above baseline levels. The baseline emissions are to be calculated as follows:

$$BE_y = EG_{PJ,y} \times EF_{grid, CM, y}$$

Where:

BE_y = Baseline emissions in year y (tCO₂/yr)

EG_{PJ,y} = Quantity of net electricity generation that is produced and fed into the grid as a result of the implementation of the CDM project activity in year y (MWh/yr)

EF_{grid, CM,y} = Combined margin CO₂ emission factor for grid connected power generation in year y calculated using the latest version of the “Tool to calculate the emission factor for an electricity system” (t CO₂/MWh)

Grid Emission Factor

The grid emission factor is fixed ex-ante in the PD as given below:

Parameter	Value
OM	0.9843
BM	0.9083
CM	0.9653

Therefore,

$$\begin{aligned}
 BE_y &= 123,903 \times 0.9653 \\
 &= 119,603 \text{ tCO}_2\text{e (Rounded Down)}
 \end{aligned}$$

5.2 Project Emissions

Not Applicable, since project emissions from the solar power project activity is zero as per ACM0002 methodology. Hence, PE_y = 0.

5.3 Leakage

Not Applicable, since leakage emissions from the solar power project activity is zero as per ACM0002 methodology. Hence, LEy= 0.

5.4 Net GHG Emission Reductions and Removals

Year	Baseline emissions or removals (tCO ₂ e)	Project emissions or removals (tCO ₂ e)	Leakage emissions (tCO ₂ e)	Net GHG emission reductions or removals (tCO ₂ e)
2022 (01-October-2022 to 31-December-2022)	54,432	0	0	54,432
2023 (01-January-2023 to 31-March-2023)	65,171	0	0	65,171
Total	119,603	0	0	119,603

It is to be noted here that as per the estimated emission reduction to be achieved from the project activity for the current monitoring period is 122,148 tCO₂e, whereas actual emission reductions achieved are 119,603 which is approximately -2.08% lower than the estimated emission reductions. The generation of electricity depends upon many other climatic conditions, and not within the control of the project participant. The lower generation during the current verification period is hence due to certain natural conditions.

<u>Ex-ante emissions reductions/removals</u>	<u>Achieved emissions reductions/removals</u>	<u>Percent difference</u>	<u>Justification for the difference</u>
122,148 tCO ₂ e	119,603 tCO ₂ e	-2.08%	The generation of electricity depends upon many other climatic conditions, and not within the control of the project participant. The lower generation during the current verification period is hence due to certain natural conditions.

APPENDIX 1: <METER CALIBRATION DETAILS>

a. **Meter Calibration details of 10 MW solar project by Talettutayi Solar Projects Pvt Ltd**

Metering Location: 132/33 kV Substation Control Room, Gadwal.

Meter Sl. No.	Make	Class	Calibration date	Due date for Calibration
APX00685 (Main Meter)	Secure	0.2 s	24-August-2022	23-August-2027
APX00686 (Check Meter)	Secure	0.2 s	24-August-2022	23-August-2027
APX00687(Standby Meter)	Secure	0.2 s	24-August-2022	23-August-2027

b. **Meter Calibration details of 10 MW solar project by Talettutayi Solar Projects Six Pvt Ltd**

Metering Location: 132/33 kV Substation Control Room, Gadwal.

Meter Sl. No.	Make	Class	Calibration date	Due date for Calibration
APX00682 (Main Meter)	Secure	0.2 s	24-August-2022	23-August-2027
APX00684 (Check Meter)	Secure	0.2 s	24-August-2022	23-August-2027
APX00704(Standby Meter)	Secure	0.2 s	24-August-2022	23-August-2027

c. **Meter Calibration details of 50 MW solar project by Talettutayi Solar Projects Four Pvt Ltd**

Metering Location: Control Room, 132kV Telgaon Sub-Station

Meter Sl. No.	Make	Class	Calibration date	Due date for Calibration
02832405 (Main Meter)	Elster	0.2 s	08-December-2021	07-December-2026
02832406 (Check Meter)	Elster	0.2 s	08-December-2021	07-December-2026
02832404 (Standby Meter)	Elster	0.2 s	08-December-2021	07-December-2026

d. **Meter Calibration details of 30 MW solar project by Talettutayi Solar Projects One Pvt Ltd**

Metering Location: 110/33/11 KV MUSS Yelburga substation

Meter Sl. No.	Make	Class	Calibration date	Due date for Calibration
20007786 (Main Meter)	L&T	0.2 s	12-April-2022 & 09-January-2023	11-April-2027 & 08-January-2028
20007853 (Check Meter)	L&T	0.2 s	12-April-2022 & 09-January-2023	11-April-2027 & 08-January-2028

e. **Meter Calibration details of 20 MW solar project by Talettutayi Solar Projects Two Pvt Ltd**

Metering Location: 110/33/11 KV Kerehalli substation

Meter Sl. No.	Make	Class	Calibration date	Due date for Calibration
20009519 (New Main Meter)	L&T	0.2 s	16-February-2022 & 16-January-2023	15-February-2027 & 15-January-2028
20009520 (New Check Meter)	L&T	0.2 s	16-February-2022 & 16-January-2023	15-February-2027 & 15-January-2028

APPENDIX II: SUPPORTING EVIDENCE FOR SDG

SDG 7.2: About 123,903 MWh renewable electricity has supplied to Indian grid during the reported period that helps to increase the renewable energy share in the energy mix.

SDG 8.8: To ensure occupational health and safety various trainings has been conducted. To systematically manage safety at SolarArise, have a well- defined EHS policy.



Training Attendance

PROGRAM TITLE		DATE		TIME	
Loto Training		20-02-2023		10:00 AM - 11:00 AM	
LOCATION		SITE		TRAINING CENTER	
24MW TSPOPL		GADWAL		PALWAL	
TRAINER NAME		SUNIL KUMAR		SUNIL KUMAR	
Sl. No.	Name	Signature	Signature	Sl. No.	Name
1	K. Ravi	[Signature]	[Signature]	11	
2	M. Srinivas	[Signature]	[Signature]	12	
3	P. Srinivas	[Signature]	[Signature]	13	
4	S. Srinivas	[Signature]	[Signature]	14	
5	T. Srinivas	[Signature]	[Signature]	15	
6	V. Srinivas	[Signature]	[Signature]	16	
7	X. Srinivas	[Signature]	[Signature]	17	
8	Y. Srinivas	[Signature]	[Signature]	18	
9	Z. Srinivas	[Signature]	[Signature]	19	
10				20	
11				21	
12				22	
13				23	
14				24	
15				25	
16				26	
17				27	
18				28	
19				29	
20				30	

Training Attendance **juwi**

SolarArise HSE Training
24MW TSPOPL Gadwal Palwai site at 20-03-23



PTW Training on dated 20-03-2023



SSO		juwi	
Attendance Sheet			
WORKSHOP TITLE	Juwir Safety Training		
LOCATION	Juwir		
DATE	20-03-2023	Day/Time	Mon / 08:00
TRAINING VENUE	Juwir Site		
Sl. No.	Name	Signature	Remarks
1	Praveen Kumar	[Signature]	
2	Praveen Kumar	[Signature]	
3	Praveen Kumar	[Signature]	
4	Praveen Kumar	[Signature]	
5	Praveen Kumar	[Signature]	
6	Praveen Kumar	[Signature]	
7	Praveen Kumar	[Signature]	
8	Praveen Kumar	[Signature]	
9	Praveen Kumar	[Signature]	
10	Praveen Kumar	[Signature]	
11	Praveen Kumar	[Signature]	
12	Praveen Kumar	[Signature]	
13	Praveen Kumar	[Signature]	
14	Praveen Kumar	[Signature]	
15	Praveen Kumar	[Signature]	
16	Praveen Kumar	[Signature]	
17	Praveen Kumar	[Signature]	
18	Praveen Kumar	[Signature]	
19	Praveen Kumar	[Signature]	
20	Praveen Kumar	[Signature]	
21	Praveen Kumar	[Signature]	
22	Praveen Kumar	[Signature]	
23	Praveen Kumar	[Signature]	
24	Praveen Kumar	[Signature]	
25	Praveen Kumar	[Signature]	
26	Praveen Kumar	[Signature]	
27	Praveen Kumar	[Signature]	
28	Praveen Kumar	[Signature]	
29	Praveen Kumar	[Signature]	
30	Praveen Kumar	[Signature]	

SolarArise HSE Training
40.5mw TSPOPL Yelburga chikoppa site at 20-12-2022.



Fire Fighting Training on dated 20-12-2022



Training Attendance

SSO		juwi	
Attendance Sheet			
WORKSHOP TITLE	Fire Fighting Training		
LOCATION	Juwir Site		
DATE	20-12-2022	Day/Time	Mon / 08:00
TRAINING VENUE	Juwir Site		
Sl. No.	Name	Signature	Remarks
1	Praveen Kumar	[Signature]	
2	Praveen Kumar	[Signature]	
3	Praveen Kumar	[Signature]	
4	Praveen Kumar	[Signature]	
5	Praveen Kumar	[Signature]	
6	Praveen Kumar	[Signature]	
7	Praveen Kumar	[Signature]	
8	Praveen Kumar	[Signature]	
9	Praveen Kumar	[Signature]	
10	Praveen Kumar	[Signature]	
11	Praveen Kumar	[Signature]	
12	Praveen Kumar	[Signature]	
13	Praveen Kumar	[Signature]	
14	Praveen Kumar	[Signature]	
15	Praveen Kumar	[Signature]	
16	Praveen Kumar	[Signature]	
17	Praveen Kumar	[Signature]	
18	Praveen Kumar	[Signature]	
19	Praveen Kumar	[Signature]	
20	Praveen Kumar	[Signature]	
21	Praveen Kumar	[Signature]	
22	Praveen Kumar	[Signature]	
23	Praveen Kumar	[Signature]	
24	Praveen Kumar	[Signature]	
25	Praveen Kumar	[Signature]	
26	Praveen Kumar	[Signature]	
27	Praveen Kumar	[Signature]	
28	Praveen Kumar	[Signature]	
29	Praveen Kumar	[Signature]	
30	Praveen Kumar	[Signature]	



Training Attendance



HSSE Training REPORT 40.5MWp/30MW
Chikkoppa, KARNATAKA
FEB-2023



Juwi India Renewable Energies Pvt Ltd.



Training Attendance Sheet

TSPOPL 40.5 Mwp solar power plant Chikkoppa ,Karnataka.



Snake bite First aid treatment training

First Aid for Snake Bites



Training Photos :

PROGRAM TITLE		LOCATION		DATE		TRAINER NAME	
Snake bite first aid		TPOPL		02/02/23		Vinayak A. Chelud	
SL. NO.	NAME	EMPLOYEE ID	ATTENDANCE	REMARKS	DATE	TIME	INITIALS
1
2
3
4
5
6
7
8
9
10
11
12
13
14
15
16
17
18
19
20
21
22
23
24
25
26
27
28



HSE Training

40.5mw TSPOPL Yelburga chikoppa site at 20-11-2022.



Fire Fighting Training on dated 20-11-2022



Training Attendance



BMC		juwi
1		
2		
3		
4		
5		
6		
7		
8		
9		
10		
11		
12		
13		
14		
15		
16		
17		
18		
19		
20		
21		
22		
23		
24		
25		
26		
27		
28		
29		
30		
31		
32		
33		
34		
35		
36		
37		
38		
39		
40		
41		
42		
43		
44		
45		
46		
47		
48		
49		
50		

Training Session for the Month of August 2023

JAKSON

Topic	First aid against electrical accident
Date	25.02.2023
Conducted By	Madhusudanan.G
No of participants	13
Total Man-Hours	13

Signature

JAKSON HSE Attendance Doc No: JG-HSE-F040 Rev. Dt: 01.08Nov2022

Meeting / Training Name: Electric Shock with Intraud Mock drill
 Date: 25/2/23 Time: 16:30 hrs.
 Site Name: 20 MW TT-2 Solar
 Subjects Covered: 1. Electric Shock 2. Emergency Responder
 3. Mock drill 3. Electric Shock first aid etc.

S No	Name	Designation	Organization Name	Id No	Signature
1	Madhu Sudanan G.	Site I/c	JVPL	100085	[Signature]
2	Logesh T.	Engineer	JVPL	100086	[Signature]
3	Saithurath	Technician	JVPL	007	[Signature]
4	Karna Biswal	Technician	JVPL	314238	[Signature]
5	Banappa	Helper	Shree		[Signature]
6	Mounesh	Helper	Shree		[Signature]
7	Shankar	Helper	"		[Signature]
8	Muttu	Helper	"		[Signature]
9	Muttu	Helper	"		[Signature]
10	Vijayashree	Security Sup	Pranav		[Signature]
11	Ashok	Guard	Pranav		[Signature]
12	Ashok	Guard	Pranav		[Signature]
13	Mahalingappa	Office Boy	Pranav		[Signature]
14					
15					
16					
17					
18					
19					
20					

Training given by Name: Madhusudanan Designation: Incharge Signature: [Signature]

The information in this document is the property of Jakson Green Pvt. Ltd. and may not be copied or communicated to a third party, in whole or in part, without the express written consent of Jakson Green Pvt. Ltd.

Training Session for the Month of March 2023

JAKSON

Topic	SNAKE BITE MOCK DRILL
Date	13.1.2023
Conducted By	Madhusudanan.G
No of participants	22
Total Man-Hours	22

Signature

JAKSON Training Attendance Sheet

Topic: Road safety Mock drill
 Training location: TT2 20 MW solar power plant, Konehalli Village, Koppal dist, Karnataka

S. No	Date	Participant Name	Designation	Signature
1	13-01-2023	Madhusudanan G	Site incharge (JVPL)	[Signature]
2	13-01-2023	Saithurath mudali	Technician	[Signature]
3	13-01-2023	Karna Biswal	Technician	[Signature]
4	13-01-2023	Prakash Chandra jena	Technician	[Signature]
5	13-01-2023	Mahalingappa	Officeboy	[Signature]
6	13-01-2023	Ramesh	Helpers	[Signature]
7	13-01-2023	Muttu	Helpers	[Signature]
8	13-01-2023	Madesh	Helpers	[Signature]
9	13-01-2023	Bharatesh	Helpers	[Signature]
10	13-01-2023	Mounesh	helpers	[Signature]
11	13-01-2023	Banappa	Helpers	[Signature]
12	13-01-2023	Umash	Driver	[Signature]
13	13-01-2023	Vijayesh	S/S	[Signature]
14	13-01-2023	Ameresh	S/S	[Signature]
15	13-01-2023	Govi	S/S	[Signature]
16	13-01-2023	Durgappa	S/S	[Signature]
Trainer		G. Madhusudanan		[Signature]
17	13-01-23	Anappa	Vendor	[Signature]
18	13-01-23	Ajay	"	[Signature]
19	13-01-23	Abi	"	[Signature]
20	13-01-23	Ningana	"	[Signature]
21	13-01-23	Veesesh	"	[Signature]
22	13-01-23	Durgappa	"	[Signature]

Training Session for the Month of March 2023



Topic	Snacks bite Training & Mock drill
Date	15.03.2023
Conducted By	Madhusudanan.G
No of participants	15
Total Man-Hours	15

Prachi

Training Attendance Sheet		JAKSON	
Topic: Mock drill & Snacks bite training			
Training Location: TT2 20 MW Solar power plant, Kerehalli Village, Koppal dist, Karnataka			
S. No.	Date	Participant Name	Designation
1	15-03-2023	Madhusudanan.G	Site-in-charge (JAKSON)
2	15-03-2023	Logesh	Engineer
3	15-03-2023	Sambhushath madull	Associate Technician
4	15-03-2023		
5	15-03-2023	Prakash	Technician
6	15-03-2023	Ram Prasath	Technician
7	15-03-2023	Muthu	Helpers
8	15-03-2023	Maksh	Helpers
9	15-03-2023	Bharanesh	Helpers
10	15-03-2023	Mounesh	Helpers
11	15-03-2023	Bakappa	Helpers
12	15-03-2023	Ramesh	Helpers
13	15-03-2023	Unesh	Driver
14	15-03-2023	Vijay	SV
15	15-03-2023	Amresh	SV
16	15-03-2023		
17	15-03-2023	Dhurgesh	SV
Trainer		Madhusudanan.G	Site-in-charge

Mock drill & Meeting Snaps



Prachi




Technical Training

Prachi

Presented By:
Madhusudanan.G

Training Attendance Sheet				JAKSON
Topic: IA Study (MCA Inspector) Working and fault reduction				
Training Location: MCB				
S. No.	Date	Participant Name	Designation	Signature
1	21-10-2022	Wan Mohd	Service engineer	<i>[Signature]</i>
2	23-10-2022	Chandra	Client Manager	<i>[Signature]</i>
3	23-10-2022	Madhusudan.G	Internal Audit exchange	<i>[Signature]</i>
4	21-10-2022	Lopesh	Engineer	<i>[Signature]</i>
5	23-10-2022	Karna Biswal	Technician	<i>[Signature]</i>
6	21-10-2022	Sankhrajesh Mulik	Technician	<i>[Signature]</i>
7	20-10-2022	Prakash chandrasekar	Technician	<i>[Signature]</i>
8				
9				
10				
11				
12				
13				
14				
15				
16				
17				
18				
19				
20				
21				
22				
23				
24				
25				
26				
27				
28				
29				
30				
Trainer	Pravreddy	IEEA Engineer		<i>[Signature]</i>



JAKSON

EHS Training

Presented By:
Madhusudan.G

JAKSON

Training Session for the Month of March 2022

Topic	Environmental Awareness Training
Date	29.10.2022
Conducted By	Madhusudan.G
No of participants	17
Total Man-Hours	17

Training Attendance Sheet				JAKSON
Topic: Environmental awareness training				
Training Location: ITI 20 MW Solar power plant, Korhall Village, Koppal dist, Karnataka				
S.No.	Date	Participant Name	Designation	Signature
1	29-10-2022	Madhusudan.G	Site incharge (JAKSON)	<i>[Signature]</i>
2	29-10-2022	Lopesh	Engineer	<i>[Signature]</i>
3	29-10-2022	Sankhrajesh Mulik	Assistant Technician	<i>[Signature]</i>
4	29-10-2022	Karna Biswal	Technician	<i>[Signature]</i>
5	29-10-2022	Prakash	Technician	<i>[Signature]</i>
6	29-10-2022	Ran Prasad Bhatnagar	Technician	<i>[Signature]</i>
7	29-10-2022	Nandu	Helper	<i>[Signature]</i>
8	29-10-2022	Mahesh	Helper	<i>[Signature]</i>
9	29-10-2022	Sharanesh	Helper	<i>[Signature]</i>
10	29-10-2022	Misraresh	Helper	<i>[Signature]</i>
11	29-10-2022	Ramesh	Helper	<i>[Signature]</i>
12	29-10-2022	Ramesh	Helper	<i>[Signature]</i>
13	29-10-2022	Umesh	Driver	<i>[Signature]</i>
14	29-10-2022	Vijayan	US	<i>[Signature]</i>
15	29-10-2022	Anandesh	US	<i>[Signature]</i>
16	29-10-2022	Hegde	US	<i>[Signature]</i>
17	29-10-2022	Shivrajesh	US	<i>[Signature]</i>
Trainer		Madhusudan.G		<i>[Signature]</i>

Meeting Snaps.



JAKSON		HSE Attendance		Doc No	JD-EHS-F040																																																																																																																		
				Rev. Dt	0, 08Nov2022																																																																																																																		
Meeting / Training Name		Mock drill on Snake bite																																																																																																																					
Date	10/12/22	Time	1:30 PM.																																																																																																																				
Site Name																																																																																																																							
Subjects Covered		Snake bite actions, first aid and flow of action																																																																																																																					
<table border="1"> <thead> <tr> <th>S No</th> <th>Name</th> <th>Designation</th> <th>Organization Name</th> <th>Id No</th> <th>Signature</th> </tr> </thead> <tbody> <tr><td>1.</td><td>MADHU SUBBANNA G.</td><td>JAKSON INCHARGE</td><td>JVAL</td><td>100485</td><td>[Signature]</td></tr> <tr><td>2.</td><td>LOGESH. T.</td><td>ENGINEER.</td><td>"</td><td>100453</td><td>[Signature]</td></tr> <tr><td>3.</td><td>KARUNA BISWAL</td><td>Technician</td><td>"</td><td>514338</td><td>[Signature]</td></tr> <tr><td>4.</td><td>SANJUNATH MUDULLI</td><td>"</td><td>"</td><td>JENT007</td><td>[Signature]</td></tr> <tr><td>5.</td><td>DANNAPPA</td><td>Helper.</td><td>"</td><td>JENT185</td><td>Pawesh L.</td></tr> <tr><td>6.</td><td>BHARUAPPA.</td><td>"</td><td>"</td><td>JENT174</td><td>[Signature]</td></tr> <tr><td>7.</td><td>MOUNESH</td><td>"</td><td>"</td><td>JENT184</td><td>[Signature]</td></tr> <tr><td>8.</td><td>MALLESH.</td><td>"</td><td>"</td><td>JENT186</td><td>[Signature]</td></tr> <tr><td>9.</td><td>BASAPPA.</td><td>"</td><td>"</td><td>JENT201</td><td>[Signature]</td></tr> <tr><td>10.</td><td>Mahaingappa.</td><td>OFF-BOY</td><td>"</td><td>JENT191</td><td>[Signature]</td></tr> <tr><td>11.</td><td>Sheenappa.</td><td>OFF-BOY</td><td>TT-2.</td><td>JENT092</td><td>[Signature]</td></tr> <tr><td>12.</td><td></td><td></td><td></td><td></td><td></td></tr> <tr><td>13.</td><td></td><td></td><td></td><td></td><td></td></tr> <tr><td>14.</td><td></td><td></td><td></td><td></td><td></td></tr> <tr><td>15.</td><td></td><td></td><td></td><td></td><td></td></tr> <tr><td>16.</td><td></td><td></td><td></td><td></td><td></td></tr> <tr><td>17.</td><td></td><td></td><td></td><td></td><td></td></tr> <tr><td>18.</td><td></td><td></td><td></td><td></td><td></td></tr> </tbody> </table>						S No	Name	Designation	Organization Name	Id No	Signature	1.	MADHU SUBBANNA G.	JAKSON INCHARGE	JVAL	100485	[Signature]	2.	LOGESH. T.	ENGINEER.	"	100453	[Signature]	3.	KARUNA BISWAL	Technician	"	514338	[Signature]	4.	SANJUNATH MUDULLI	"	"	JENT007	[Signature]	5.	DANNAPPA	Helper.	"	JENT185	Pawesh L.	6.	BHARUAPPA.	"	"	JENT174	[Signature]	7.	MOUNESH	"	"	JENT184	[Signature]	8.	MALLESH.	"	"	JENT186	[Signature]	9.	BASAPPA.	"	"	JENT201	[Signature]	10.	Mahaingappa.	OFF-BOY	"	JENT191	[Signature]	11.	Sheenappa.	OFF-BOY	TT-2.	JENT092	[Signature]	12.						13.						14.						15.						16.						17.						18.					
S No	Name	Designation	Organization Name	Id No	Signature																																																																																																																		
1.	MADHU SUBBANNA G.	JAKSON INCHARGE	JVAL	100485	[Signature]																																																																																																																		
2.	LOGESH. T.	ENGINEER.	"	100453	[Signature]																																																																																																																		
3.	KARUNA BISWAL	Technician	"	514338	[Signature]																																																																																																																		
4.	SANJUNATH MUDULLI	"	"	JENT007	[Signature]																																																																																																																		
5.	DANNAPPA	Helper.	"	JENT185	Pawesh L.																																																																																																																		
6.	BHARUAPPA.	"	"	JENT174	[Signature]																																																																																																																		
7.	MOUNESH	"	"	JENT184	[Signature]																																																																																																																		
8.	MALLESH.	"	"	JENT186	[Signature]																																																																																																																		
9.	BASAPPA.	"	"	JENT201	[Signature]																																																																																																																		
10.	Mahaingappa.	OFF-BOY	"	JENT191	[Signature]																																																																																																																		
11.	Sheenappa.	OFF-BOY	TT-2.	JENT092	[Signature]																																																																																																																		
12.																																																																																																																							
13.																																																																																																																							
14.																																																																																																																							
15.																																																																																																																							
16.																																																																																																																							
17.																																																																																																																							
18.																																																																																																																							
Training given by Name		Designation	Signature																																																																																																																				
G. MADHU SUBBANNA		SITE INCHARGE	[Signature]																																																																																																																				

The information in this document is the property of JAKSON Green Pvt. Ltd. and may not be copied or communicated to a third party, or used for any purpose other than that for which it is supplied without the express written consent of JAKSON Green Pvt. Ltd. Page 1 of 1

Mock drill on above actions



Meeting Snaps



SDG 13.0: By supplying 123,903 MWh clean electricity to Indian grid, the project avoided release of 119,603 tCO2e into the atmosphere during the reporting period.