



GHANI SOLAR RENEWABLE POWER PROJECT BY GREENKO GROUP






Document Prepared By Infinite Solutions

Project Title	Ghani Solar Renewable Power Project By GREENKO Group
Project ID	1792
Project Start Date	31-03- 2017
SD Contributions Reporting Period	31-03-2017 to 30-06-2018
Date of Issue	21-05-2021
Prepared By	Infinite Solutions
Contact	214-215 Milinda Manor, Opp. Next Treasure Island, 2 RNT Marg, Indore - 452001. Landline No.: 0731-4050174 Email: jimmy@infisolutions.org Website: www.infisolutions.org

1 SUMMARY OF SUSTAINABLE DEVELOPMENT CONTRIBUTIONS

The main purpose of this project activity is to generate clean form of electricity through renewable solar energy sources. The project activity involves installation of a 500 MW solar power project in Andhra Pradesh state of India.

The project supplies clean electricity from the solar power plants to the Indian Grid, hence displacing the electricity generated from grid-connected fossil fuel power plants and thereby avoiding the equivalent Carbon dioxide which is a greenhouse gas.

Sr. No	SDGs	Project Contribution
1.		For SDG7: About 1,253,797 MWh renewable electricity has supplied to the Indian grid during the reported monitoring period that helps to increase the renewable energy share in the energy mix.
2.		For SDG8: The project has created about 73 permanent jobs during the reporting period.
3.		For SDG-13: By supplying 1,253,797MWh clean electricity to Indian grid, the project avoided release of 1,187,969 tCO ₂ in to the atmosphere during the reporting period.

2 PROJECT CONTRIBUTIONS

Table 1 : Sustainable Development Contributions

Row number	SDG Target	SDG Indicator	Net Impact on SDG Indicator	Current Project Contributions	Contributions Over Project Lifetime
4)	7.2	7.2.1: Renewable energy share in the total final energy consumption	Implemented activities to increase	About 1,253,797 MWh, renewable electricity has supplied to Indian grid during the reported period that helps to increase the renewable energy share in the energy mix.	A Total of 1,253,797 MWh renewable electricity has been supplied to the Indian grid by the project activity since commissioning.
5)	8.5	8.5.2 Unemployment rate, by sex, age and persons with disabilities	Implemented activities to decrease	<p>All Operational and Maintenance jobs are awarded to local population. The number of people employed are as follows;</p> <ol style="list-style-type: none"> 1. Maintenance team – 6 2. Breakdown & Tech Services – 7 3. Plant operation team – 7 4. Technician - 53 <p>Total: - 73 peoples employed during this reporting period.</p>	The project has created about 73 permanent jobs since commissioning.

6)	13.0	Tonnes of greenhouse gas emissions avoided or removed	Implemented activities to increase	By supplying 1,253,797 MWh clean electricity to Indian grid, the project avoided release of 1,187,969 tCO ₂ in to the atmosphere during the reporting period.	Since commissioning the project has avoided emission of 1,187,969 tCO ₂ in the atmosphere.
----	------	---	------------------------------------	--	---

APPENDIX 1: SUPPORTING EVIDENCE

7.2: About 1,253,797 MWh renewable electricity has supplied to Indian grid during the reported period that helps to increase the renewable energy share in the energy mix.

Supporting document: -

Please refer VCS Joint PD & MR and VCS Joint VAL & VER Report:

1. VCS Joint PD & MR Version 2.0 dated 05/12/2018
2. VCS Joint Validation & Verification Report Version 2.0 dated 26/12/2018

VCS project webpage - <https://registry.verra.org/app/projectDetail/VCS/1792>

8.5: About 73 permanent jobs are created during the reporting period.

Supporting document:

Details of the employments:

Work	No of Employees
Maintenance team	6
Breakdown & Tech Services	7
Plant Operation team	7
Technician	53
Total Jobs created	73

13.0: By supplying 1,253,797 MWh clean electricity to Indian grid, the project avoided release of 1,187,969 tCO₂e in to the atmosphere during the reporting period.

Supporting document: -

Please refer VCS Joint PD & MR and VCS Joint VAL & VER Report :

1. VCS Joint PD & MR Version 2.0 dated 05/12/2018
2. VCS Joint Validation & Verification Report Version 2.0 dated 26/12/2018

VCS project webpage - <https://registry.verra.org/app/projectDetail/VCS/1792>