


**Verification and certification report form for
programme of activities**

BASIC INFORMATION

Title and GS reference number of the programme of activities (PoA)	Efficient cookstoves in Burkina Faso (PoA) GS ID: 1340
Version number(s) of the PoA-DD(s) to which this report applies	Version 4.0 dated 12/09/2014
GS ID (s) of the VPAs	<ol style="list-style-type: none"> 1. GS1340 Efficient cookstoves in Burkina Faso - VPA-01 - tiipaalga F3PA cookstoves in Bam and Loroum 2. GS1340 Efficient cookstoves in Burkina Faso - VPA-02 - tiipaalga F3PA cookstoves in Bam and Loroum 3. GS1340 Efficient cookstoves in Burkina Faso - VPA-03 - tiipaalga F3PA cookstoves in Bam and Loroum 4. GS1340 Efficient cookstoves in Burkina Faso - VPA-04 - tiipaalga F3PA cookstoves in Bam and Loroum 5. GS1340 Efficient cookstoves in Burkina Faso - VPA-05 - tiipaalga F3PA cookstoves in Bam and Loroum 6. GS1340 Efficient cookstoves in Burkina Faso - VPA-06 - tiipaalga F3PA cookstoves in Bam and Loroum 7. GS1340 Efficient cookstoves in Burkina Faso - VPA-07 - tiipaalga F3PA cookstoves in Bam and Loroum 8. GS1340 Efficient cookstoves in Burkina Faso - VPA-08 - tiipaalga F3PA cookstoves in Bam and Loroum 9. GS1340 Efficient cookstoves in Burkina Faso - VPA-09 - tiipaalga F3PA cookstoves in Bam and Loroum 10. GS1340 Efficient cookstoves in Burkina Faso - VPA-10 - tiipaalga F3PA cookstoves in Bam and Loroum 11. GS1340 Efficient cookstoves in Burkina Faso – VPA-11– Tiipaalga – F3PA cookstoves in Kourwéogo (GS6152) 12. GS1340 Efficient cookstoves in Burkina Faso – VPA-12– Tiipaalga – F3PA cookstoves in Kourwéogo (GS6419) 13. GS1340 Efficient cookstoves in Burkina Faso – VPA-13– Tiipaalga – F3PA cookstoves in Kourwéogo (GS6420) 14. GS1340 Efficient cookstoves in Burkina Faso - VPA-14 – Improved cookstove F3PA project in Nahouri (GS10778) 15. GS1340 Efficient cookstoves in Burkina Faso - VPA-15 – Improved cookstove F3PA project in Nahouri (GS10779) 16. GS1340 Efficient cookstoves in Burkina Faso - VPA-16 – Improved cookstove F3PA project in Nahouri (GS10780)

	<p>17. GS1340 Efficient cookstoves in Burkina Faso - VPA-17 – Improved cookstove F3PA project in Nahouri (GS10781)</p> <p>18. GS1340 Efficient cookstoves in Burkina Faso- VPA-29 - improved cookstove F3PA project in Nahouri (GS11074)</p> <p>19. GS1340 Efficient cookstoves in Burkina Faso – tiipaalga F3PA cookstoves in Center-South Protected Areas– VPA-18 (GS10922)</p> <p>20. GS1340 Efficient cookstoves in Burkina Faso – tiipaalga F3PA cookstoves in Center-South Protected Areas - VPA-19 (GS10923)</p> <p>21. GS1340 Efficient cookstoves in Burkina Faso– tiipaalga F3PA cookstoves in CenterSouth Protected Areas - VPA-20 (GS10924)</p>
Version number of the verification and certification report	1.0
Completion date of the verification and certification report	26/07/2023
Monitoring period number and duration of this morning period	<p>Bundle 1</p> <ol style="list-style-type: none"> 1. GS2456 (VPA-01): 01/01/2021-31/12/2021_MP 7th 2. GS3516 (VPA-02): 01/01/2021-31/12/2021_MP 7th 3. GS3517 (VPA-03): 01/01/2021-31/12/2021_MP 7th 4. GS3518 (VPA-04): 01/01/2021-31/12/2021_MP 7th 5. GS3519 (VPA-05): 01/01/2021-31/12/2021_MP 7th 6. GS3520 (VPA-06): 01/01/2021-31/12/2021_MP 7th 7. GS3521 (VPA-07): 01/01/2021-31/12/2021_MP 7th 8. GS3522 (VPA-08): 01/01/2021-31/12/2021_MP 7th 9. GS3523 (VPA-09): 01/01/2021-31/12/2021_MP 7th 10. GS3524 (VPA-10): 01/01/2021-31/12/2021_MP 7th <p>Bundle 2</p> <ol style="list-style-type: none"> 11. GS6152 (VPA-11): 01/01/2021-31/12/2021_MP 4th 12. GS6419 (VPA-12): 01/01/2021-31/12/2021_MP 3rd 13. GS6420 (VPA-13): 01/01/2021-31/12/2021_MP 2nd <p>Bundle 3</p> <ol style="list-style-type: none"> 14. GS10778 (VPA-14): 01/01/2021-31/12/2021_MP 2nd 15. GS10779 (VPA-15): 01/01/2021-31/12/2021_MP 2nd 16. GS10780 (VPA-16): 01/01/2021-31/12/2021_MP 2nd 17. GS10781 (VPA-17): 01/01/2021-31/12/2021_MP 2nd 18. GS11074 (VPA-29): 22/02/2021-31/12/2021_MP 1st <p>Bundle 4</p> <ol style="list-style-type: none"> 19. GS10922 (VPA-18): 22/03/2021-31/12/2021_MP 1st 20. GS10923 (VPA-19): 15/04/2021-31/12/2021_MP 1st

	21. GS10924 (VPA-20): 14/04/2021-31/12/2021_MP 1 st
Version number of the monitoring report to which this report applies	Bundle 1 Version 2.0: Dated 16/03/2023. Bundle 2 Version 2.0 Dated 16/03/2023. Bundle 3 Version 2.0 Dated 24/03/2023. Bundle 4 Version 2.0 Dated 24/03/2023.
Activity Requirements applied	Community Services Activities
Product Requirements applied	GHG Emission Reduction & Sequestration
Coordinating/managing entity (CME)	Association tiipaalga and CO2logic
Host Country	Burkina Faso
Applied methodologies and standardized baselines	The Gold Standard Simplified Methodology for Efficient Cookstoves, Version 01, February 2013.
Mandatory sectoral scopes	3/3.1: Energy demand
Conditional sectoral scopes, if applicable	Not applicable
Name and UNFCCC reference number of the VVB	E-0052: Carbon Check (India) Private Ltd.
Name, position, and signature of the approver of the verification and certification report	 Vikash Kumar Singh, Compliance Officer

SECTION A. Executive summary

>>

Introduction:

The Co-ordinating Managing Entity/Project Participant has appointed the VVB, Carbon Check (India) Private Ltd. (CC IPL) to perform independent verification of the GS Programme of Activities, “Efficient cookstoves in Burkina Faso (PoA)” in Burkina Faso (hereafter referred to as “Programme of Activities or PoA”) for the VPAs titled “GS1340 Efficient cookstoves in Burkina Faso - VPA-01 - tiipaalga F3PA cookstoves in Bam and Loroum, GS1340 Efficient cookstoves in Burkina Faso - VPA-02 - tiipaalga F3PA cookstoves in Bam and Loroum, GS1340 Efficient cookstoves in Burkina Faso - VPA-03 - tiipaalga F3PA cookstoves in Bam and Loroum, GS1340 Efficient cookstoves in Burkina Faso - VPA-04 - tiipaalga F3PA cookstoves in Bam and Loroum, GS1340 Efficient cookstoves in Burkina Faso - VPA-05 - tiipaalga F3PA cookstoves in Bam and Loroum, GS1340 Efficient cookstoves in Burkina Faso - VPA-06 - tiipaalga F3PA cookstoves in Bam and Loroum, GS1340 Efficient cookstoves in Burkina Faso - VPA-07 - tiipaalga F3PA cookstoves in Bam and Loroum, GS1340 Efficient cookstoves in Burkina Faso - VPA-08 - tiipaalga F3PA cookstoves in Bam and Loroum, GS1340 Efficient cookstoves in Burkina Faso - VPA-09 - tiipaalga F3PA cookstoves in Bam and Loroum, GS1340 Efficient cookstoves in Burkina Faso - VPA-10 - tiipaalga F3PA cookstoves in Bam and Loroum, GS1340 Efficient cookstoves in Burkina Faso – VPA-11– Tiipaalga – F3PA cookstoves in Kourwéogo (GS6152),GS1340 Efficient cookstoves in Burkina Faso – VPA-12– Tiipaalga – F3PA cookstoves in Kourwéogo (GS6419), GS1340 Efficient cookstoves in Burkina Faso – VPA-13– Tiipaalga – F3PA cookstoves in Kourwéogo (GS6420), GS1340 Efficient cookstoves in Burkina Faso - VPA-14 – Improved cookstove F3PA project in Nahouri (GS10778), GS1340 Efficient cookstoves in Burkina Faso - VPA-15 – Improved cookstove F3PA project in Nahouri (GS10779), GS1340 Efficient cookstoves in Burkina Faso - VPA-16 – Improved cookstove F3PA project in Nahouri (GS10780), GS1340 Efficient cookstoves in Burkina Faso - VPA-17 – Improved cookstove F3PA project in Nahouri (GS10781), GS1340 Efficient cookstoves in Burkina Faso- VPA-29 - improved cookstove F3PA project in Nahouri (GS11074), GS1340 Efficient cookstoves in Burkina Faso – tiipaalga F3PA cookstoves in Center-South Protected Areas– VPA-18 (GS10922),GS1340 Efficient cookstoves in Burkina Faso – tiipaalga F3PA cookstoves in Center-South Protected Areas - VPA-19 (GS10923),GS1340 Efficient cookstoves in Burkina Faso– tiipaalga F3PA cookstoves in Center-South Protected Areas - VPA-20 (GS10924)”.

The PoA involves the replacement of less efficient three-stone cooking stoves using woody biomass with improved energy-efficient cooking stoves which are more efficient. The ICS F3PA cookstove distributed under VPAs are more efficient in transferring heat from the fuel to the pot when compared to the three-stone stove typically used in the baseline. By replacing inefficient stoves, the PoA will save on the consumption of woody biomass and do GHG emissions reduction.

The VPAs are designed to generate emission reductions through the distribution of fuel-efficient wood/charcoal stoves. The improved cookstoves (ICS) are replacing the less efficient baseline stoves in common use (baseline scenario). The CME and VPA implementer is responsible for the collection of data in accordance with the monitoring plan and the reporting of GHG emissions reductions from the component project activities.

This report summarises the verification findings of the project, performed on the basis of Procedures, and GS4GG methodology requirements, as well as on the basis of given criteria for consistent project operations, monitoring, reporting, and the subsequent decisions by the Gold Standard Secretariat. Verification is required for all registered GS project activities intending to confirm their achieved emission reductions and proceed with a request for issuance of VERs. This report contains the findings and resolutions from the verification along with a certification statement for the certified emission reductions.

Objective:

Verification is the process of periodic independent review and ex-post determination of both quantitative and qualitative information by a VVB. In verification, the monitored reductions in GHG emissions that have occurred because of the registered GS project activity during a defined monitoring period are to be verified.

Certification is the written assurance by a VVB that, during a specific period in time, a project activity achieved the emission reductions as verified. The objective of this verification was to verify and certify Emission Reductions and SDG benefits achieved for the period reported for the “Efficient cookstoves in Burkina Faso (PoA)” in the host country “Burkina Faso” as follows :

SR. NO.	VPA	Monitoring period and Number
1.	GS2456 (VPA-01)	01/01/2021-31/12/2021_MP 7 th
2.	GS3516 (VPA-02)	01/01/2021-31/12/2021_MP 7 th
3.	GS3517 (VPA-03)	01/01/2021-31/12/2021_MP 7 th
4.	GS3518 (VPA-04)	01/01/2021-31/12/2021_MP 7 th
5.	GS3519 (VPA-05)	01/01/2021-31/12/2021_MP 7 th
6.	GS3520 (VPA-06)	01/01/2021-31/12/2021_MP 7 th
7.	GS3521 (VPA-07)	01/01/2021-31/12/2021_MP 7 th
8.	GS3522 (VPA-08)	01/01/2021-31/12/2021_MP 7 th
9.	GS3523 (VPA-09)	01/01/2021-31/12/2021_MP 7 th
10.	GS3524 (VPA-10)	01/01/2021-31/12/2021_MP 7 th
11.	GS6152 (VPA-11)	01/01/2021-31/12/2021_MP 4 th
12.	GS6419 (VPA-12)	01/01/2021-31/12/2021_MP 3 rd
13.	GS6420 (VPA-13)	01/01/2021-31/12/2021_MP 2 nd
14.	GS10778 (VPA-14)	01/01/2021-31/12/2021_MP 2 nd
15.	GS10779 (VPA-15)	01/01/2021-31/12/2021_MP 2 nd
16.	GS10780 (VPA-16)	01/01/2021-31/12/2021_MP 2 nd
17.	GS10781 (VPA-17)	01/01/2021-31/12/2021_MP 2 nd
18.	GS11074 (VPA-29)	22/02/2021-31/12/2021_MP 1 st
19.	GS10922 (VPA-18)	22/03/2021-31/12/2021_MP 1 st
20.	GS10923 (VPA-19)	15/04/2021-31/12/2021_MP 1 st
21.	GS10924 (VPA-20)	14/04/2021-31/12/2021_MP 1 st

The purpose of verification is to review the monitoring results and verify that the monitoring was implemented according to the monitoring methodology and the monitoring plan is given in the PoA/ VPAs and to confirm that the reductions in anthropogenic emissions by sources, are sufficient, definitive, and presented in a concise and transparent manner. CCIPL’s objective is to perform a thorough, independent assessment of the implementation of the registered program of activity VPA-DD.

In particular, the monitoring plan, monitoring report, and the project’s compliance with relevant UNFCCC, GS, and host Party criteria are verified to confirm that the component project/s has/have been implemented in accordance with the previously registered/included component project design with conservative assumptions, as documented. Also, it is confirmed that if the monitoring plan is following the registered/included VPA-DD and the approved monitoring methodology.

Scope:

The scope of the verification is:

- To verify the project implementation and operation with respect to the registered/included VPA-DD.

- To verify the implemented monitoring plan with the registered/included VPA-DD or approved revised VPA-DD and applied baseline and monitoring methodology.
- To verify that the actual monitoring systems and procedures are in compliance with the monitoring systems and procedures described in the monitoring plan.
- To evaluate the GHG emission reduction data and express a conclusion with a **reasonable level of assurance** about whether the reported GHG emission reduction data are free from material misstatement.
- To verify that reported GHG emission data are sufficiently supported by evidence.

The verification shall ensure that the reported emission reductions are complete and accurate, in order, to be certified.

The verification comprises a review of the monitoring report covering the monitoring period from for each VPA is as follows:

SR. NO.	VPA	Monitoring period and Number
1.	GS2456 (VPA-01)	01/01/2021-31/12/2021_MP 7 th
2.	GS3516 (VPA-02)	01/01/2021-31/12/2021_MP 7 th
3.	GS3517 (VPA-03)	01/01/2021-31/12/2021_MP 7 th
4.	GS3518 (VPA-04)	01/01/2021-31/12/2021_MP 7 th
5.	GS3519 (VPA-05)	01/01/2021-31/12/2021_MP 7 th
6.	GS3520 (VPA-06)	01/01/2021-31/12/2021_MP 7 th
7.	GS3521 (VPA-07)	01/01/2021-31/12/2021_MP 7 th
8.	GS3522 (VPA-08)	01/01/2021-31/12/2021_MP 7 th
9.	GS3523 (VPA-09)	01/01/2021-31/12/2021_MP 7 th
10.	GS3524 (VPA-10)	01/01/2021-31/12/2021_MP 7 th
11.	GS6152 (VPA-11)	01/01/2021-31/12/2021_MP 4 th
12.	GS6419 (VPA-12)	01/01/2021-31/12/2021_MP 3 rd
13.	GS6420 (VPA-13)	01/01/2021-31/12/2021_MP 2 nd
14.	GS10778 (VPA-14)	01/01/2021-31/12/2021_MP 2 nd
15.	GS10779 (VPA-15)	01/01/2021-31/12/2021_MP 2 nd
16.	GS10780 (VPA-16)	01/01/2021-31/12/2021_MP 2 nd
17.	GS10781 (VPA-17)	01/01/2021-31/12/2021_MP 2 nd
18.	GS11074 (VPA-29)	22/02/2021-31/12/2021_MP 1 st
19.	GS10922 (VPA-18)	22/03/2021-31/12/2021_MP 1 st
20.	GS10923 (VPA-19)	15/04/2021-31/12/2021_MP 1 st
21.	GS10924 (VPA-20)	14/04/2021-31/12/2021_MP 1 st

In above mentioned period inclusive of both the dates and based on the registered/included VPA-DDs including the monitoring plan, emission reduction calculation spreadsheet, monitoring methodology and all related evidence provided by a project participant.

The verification team assigned by the VVB concludes that the PoA (Version 4.0, dated 29/10/2015), GS2456 (VPA-01), GS3516 (VPA-02), GS3517 (VPA-03), GS3518 (VPA-04), GS3519 (VPA-05), GS3520 (VPA-06), GS3521 (VPA-07), GS3522 (VPA-08), GS3523 (VPA-09), GS3524 (VPA-10), GS6152 (VPA-11), GS6419 (VPA-12), GS6420 (VPA-13), GS10778 (VPA-14), GS10779 (VPA-15), GS10780 (VPA-16), GS10781 (VPA-17), GS11074 (VPA-29), GS10922 (VPA-18), GS10923 (VPA-19) & GS10924 (VPA-20) is in accordance with all relevant requirements of the GS4GG requirements and UNFCCC for CDM project activities including article 12 of the Kyoto Protocol and paragraph 62 of CDM M&P, the modalities, and procedures for CDM (Marrakesh Accords) and the subsequent decisions by the

COP/MOP and CDM Executive Board and Gold Standard Secretariat. The verification has been conducted in line with the GS4GG requirements and CDM VVS for PoAs requirements Version 3.0

The voluntary project activities were correctly implemented according to the selected monitoring methodology, monitoring plan, and the approved revised VPA-DD/s. The monitoring system was implemented, and maintained in a proper manner, while collected monitoring data allowed for the verification of the amount of achieved GHG emission reductions. Through the review of documents and information shared by the CME, CME, the verification team confirms that the all 21 VPAs has resulted in emission reductions during their respective monitoring period as follows:

SR. NO.	VPA	Monitoring period and Number	Emission Reduction (VERs)
1.	GS2456 (VPA-01)	01/01/2021-31/12/2021_MP 7th	5,656
2.	GS3516 (VPA-02)	01/01/2021-31/12/2021_MP 7th	4,668
3.	GS3517 (VPA-03)	01/01/2021-31/12/2021_MP 7th	8,919
4.	GS3518 (VPA-04)	01/01/2021-31/12/2021_MP 7th	8,452
5.	GS3519 (VPA-05)	01/01/2021-31/12/2021_MP 7th	8,193
6.	GS3520 (VPA-06)	01/01/2021-31/12/2021_MP 7th	9,860
7.	GS3521 (VPA-07)	01/01/2021-31/12/2021_MP 7th	8,418
8.	GS3522 (VPA-08)	01/01/2021-31/12/2021_MP 7th	8,760
9.	GS3523 (VPA-09)	01/01/2021-31/12/2021_MP 7th	9,049
10.	GS3524 (VPA-10)	01/01/2021-31/12/2021_MP 7th	9,006
11.	GS6152 (VPA-11)	01/01/2021-31/12/2021_MP 4th	10,000
12.	GS6419 (VPA-12)	01/01/2021-31/12/2021_MP 3rd	9,829
13.	GS6420 (VPA-13)	01/01/2021-31/12/2021_MP 2nd	8,497
14.	GS10778 (VPA-14)	01/01/2021-31/12/2021_MP 2nd	10,000
15.	GS10779 (VPA-15)	01/01/2021-31/12/2021_MP 2nd	10,000
16.	GS10780 (VPA-16)	01/01/2021-31/12/2021_MP 2nd	10,000
17.	GS10781 (VPA-17)	01/01/2021-31/12/2021_MP 2nd	9,895
18.	GS11074 (VPA-29)	22/02/2021-31/12/2021_MP 1st	2,599
19.	GS10922 (VPA-18)	22/03/2021-31/12/2021_MP 1st	7,461
20.	GS10923 (VPA-19)	15/04/2021-31/12/2021_MP 1st	7,264
21.	GS10924 (VPA-20)	14/04/2021-31/12/2021_MP 1st	2,559
Total			169,085

CC IPL, as a VVB, is therefore pleased to issue a positive verification opinion expressed in the attached Certification statement.

SECTION B. Verification team

B.1. Verification team, technical reviewer, and approver¹

Carbon Check (India) Private Ltd. has appointed a competent team as per the UNFCCC Accreditation Standard, GS4GG requirements, and CC IPL's internal procedures. Further details regarding team competence can be found in Appendix 2. The team is outlined below:

		TV		
--	--	----	--	--

¹ Confirming to the GS requirements of paragraph 2.2 of RU 2020 PR - PR, V1.2 (validation and verification by same VVB), VVB confirms that it was not involved in any kind of validation activity of the project.

Sr. No.	Role		Last name	First name	Affiliation (e.g., name of central or other offices of VVB or outsourced entity)
1.	Team Leader/Technical Expert	IR	Sharma	Harish	CC IPL
2.	Assessor	IR	Bankar	Siddhant	CC IPL
3.	Local Expert	IR	Tekapso	Leslie	CC IPL
4.	Technical Reviewer	IR	C.	Indumathi	CC IPL
5.	Approver	IR	Singh	Vikash Kumar	CC IPL

SECTION C. Application of materiality in conducting the verification

C.1. Consideration of materiality in planning the verification

No.	Risk that could lead to material errors, omissions or misstatements	Assessment of the risk		Response to the risk in the verification plan and/or sampling plan
		Risk level	Justification	
1.	Human Error: Recording and reporting of the information in the ER spreadsheet.	Medium	<i>All the input data in the ER spreadsheet including the sales database, determination of parameters for efficiency testing including data calculation. This includes all the parameters to be monitored ex-post as per the.</i>	<i>The risk was mitigated by training the personnel involved in the data capture, and calculation and by following the monitoring responsibilities. The training records were reviewed. The verification team, based on the above, confirms that the risk is appropriately mitigated.</i>
2.	Information System: Use of spreadsheets without adequate controls related to data changes/updates, version tracking, traceability, security	Medium	<i>The data is recorded in spreadsheets based on the raw data collected during the field visits. The access to the spreadsheets for calculation of ERs, monitoring and sales database, and Stove efficiency testing records is controlled.</i>	<i>The identified risk was mitigated by managing access to the records. It was confirmed by the CME that the raw data is collected by the field personnel and then transmitted and stored electronically to the CME's office. The organogram of the organization for the data collection and record-keeping was reviewed and found satisfactory. The data quality control is maintained by the CME.</i>
3.	<i>Accuracy of the measuring equipment</i>	Low	<i>Check the calibration records for the measurement equipment used for the efficiency test.</i>	<i>The risk due to the accuracy of the measuring equipment was ensured by planning to check the calibration certificates of the measuring</i>

				<i>equipment used for stove efficiency.</i>
4.	<i>Competence of personnel involved in conducting standardized tests.</i>	<i>Low</i>	<i>Interview of the personnel involved and check the training records/accreditation certificates (applicable in case of institutions) involved in conducting such tests.</i>	<i>The risk was mitigated by reviewing the training records of the personnel involved in conducting such tests and by following the monitoring responsibilities. For institutions involved in conducting such tests, their accreditation certificates were checked to establish their competence for conducting such tests. The training records and certificates were reviewed which were also confirmed during the verification.</i>
5.	<i>Sample</i>	<i>Medium</i>	<i>The sample size is not suitable or the surveyed stoves at the VPA level are not random.</i>	<i>Cross-check the procedure to identify the sample size against the sampling guideline and standard and confirm the sample size is calculated correctly.</i>

C.2. Consideration of materiality in conducting the verification

>>

The project is a Micro-scale, project activity achieving total emission reductions of < 10,000 tons of CO₂e per year; as such, a 10 percent materiality threshold is applied. The threshold of materiality was evaluated based on §13 of Guideline “Application of materiality in verifications” Version 2.0 and §306 (e) of CDM VVS for PoAs, version 3.0. It was concluded that the materiality threshold applicable to the project activity based on actual emission reductions achieved is 10% which is calculated as follows.

SR. NO.	VPA	Emission Reduction (VERs)	Materiality threshold
1.	GS2456 (VPA-01)	5,656	565.6
2.	GS3516 (VPA-02)	4,668	466.8
3.	GS3517 (VPA-03)	8,919	891.9
4.	GS3518 (VPA-04)	8,452	845.2
5.	GS3519 (VPA-05)	8,193	819.3
6.	GS3520 (VPA-06)	9,860	986
7.	GS3521 (VPA-07)	8,418	841.8
8.	GS3522 (VPA-08)	8,760	876
9.	GS3523 (VPA-09)	9,049	904.9
10.	GS3524 (VPA-10)	9,006	900.6
11.	GS6152 (VPA-11)	10,000	1000
12.	GS6419 (VPA-12)	9,829	982.9
13.	GS6420 (VPA-13)	8,497	849.7
14.	GS10778 (VPA-14)	10,000	1000
15.	GS10779 (VPA-15)	10,000	1000
16.	GS10780 (VPA-16)	10,000	1000
17.	GS10781 (VPA-17)	9,895	989.5
18.	GS11074 (VPA-29)	2,599	259.9

19.	GS10922 (VPA-18)	7,461	746.1
20.	GS10923 (VPA-19)	7,264	726.4
21.	GS10924 (VPA-20)	2,559	255.9

In planning the verification, the verification team took cognizance of §11 of the “Guideline: Application of materiality in verifications” Version 02.0. A materiality threshold of GS2456 (VPA-01), GS3516 (VPA-02), GS3517 (VPA-03), GS3518 (VPA-04), GS3519 (VPA-05), GS3520 (VPA-06), GS3521 (VPA-07), GS3522 (VPA-08), GS3523 (VPA-09), GS3524 (VPA-10), GS6152 (VPA-11), GS6419 (VPA-12), GS6420 (VPA-13), GS10778 (VPA-14), GS10779 (VPA-15), GS10780 (VPA-16), GS10781 (VPA-17), GS11074 (VPA-29), GS10922 (VPA-18), GS10923 (VPA-19) & GS10924 (VPA-20) is mentioned in above table which determined in line with §306 (e) of “CDM validation and verification standard for programmes of activities”, version 3.0.

Based on the above information, a risk analysis is carried out in the following activities:

1. Monitoring system including the data input procedure (including relevant personnel and applicable template forms used)
2. Copy of the agreement between household and Project Participant (s) (origin of data)
3. Stove unique ID system
4. ER sheet (application of data)
5. Data flow
6. Data control procedures
7. Monitoring survey records

In conducting the verification, VVB took cognizance of §13 of the guideline “Application of materiality in verifications” Version 02.0 and based on the input of data from different sources checked through a sampling of records. Data flow was checked through a comparison of data in hand-written forms, electronic databases, and ER sheet /2/. The competence of the personnel involved in conducting the stove efficiency testing, recording of data, and calculation of the emission reduction data has been checked by the verification team by means of a review of the training documents.

The risks identified can be mitigated through cross check with all sets of documents. The verification team performed the following checks to mitigate the effects of the above-identified sources of error:

Mitigation of Human error risks: The verification team mitigated the risk by checking the training records of the personnel and assessing their competencies, skills, monitoring/testing procedure followed, understanding of the monitoring survey forms, protocol and testing procedure, etc. Further, data was crosschecked with the ER calculation spreadsheet /2/ and the sample raw data.

Mitigation due to error in the Information system: Verification team by conducting interviews with the personnel responsible for such activities mitigated the risk due to errors in an information system. It was confirmed through interviews that the raw data is collected by the field personnel and then transmitted and stored electronically at CME’s office. The data quality control is maintained by the CME.

Accuracy of the measuring equipment: The risk due to inaccuracy in measurements was mitigated by reviewing the calibration certificates of all the project equipment.

Competence of personnel involved in conducting standardized tests: The verification team has reviewed the abilities, qualifications, and recognition of involved personnel and institutions of the measuring team. The tests/procedures have been carried out by well-trained personnel. The training certificate of the personnel has been provided to the verification team in this respect.

Mitigation due to an error in Sampling: The verification team mitigated the risk by checking the list of random samples generated for monitoring surveys for VPAs, and the sample size calculation sheet.

In conducting the verification, VVB took cognizance of §13-17 of the Guideline: “Application of materiality in verifications” (version 2.0) and based on the input of data from different sources checked through sampling records.

Based on the assessment carried out, CCIPL confirms with a reasonable level of assurance that the claimed emission reductions are free from material errors, omissions, or misstatements.

SECTION D. Means of verification

D.1. Desk/document review

>>

The verification was performed primarily based on the review of the Monitoring report and the supporting documentation. This process included a review of data and information presented to verify their completeness and a review of the monitoring plan and monitoring methodology. Documents reviewed or referenced during the verification are listed in Appendix 3 below.

D.2. On-site inspection

In line with the guideline of GS4GG CME have applied a deviation request for the exclusion of on-site visit in replacement of remote audit considering security measures guidelines provided by GS4GG which is then approved by GS with an opinion and risk assessment provided by VVB, the collection of data for the remote audit of GS1340 Efficient cookstoves in Burkina Faso - VPA-01 - tiipaalga F3PA cookstoves in Bam and Loroum, GS1340 Efficient cookstoves in Burkina Faso - VPA-02 - tiipaalga F3PA cookstoves in Bam and Loroum, GS1340 Efficient cookstoves in Burkina Faso - VPA-03 - tiipaalga F3PA cookstoves in Bam and Loroum, GS1340 Efficient cookstoves in Burkina Faso - VPA-04 - tiipaalga F3PA cookstoves in Bam and Loroum, GS1340 Efficient cookstoves in Burkina Faso - VPA-05 - tiipaalga F3PA cookstoves in Bam and Loroum, GS1340 Efficient cookstoves in Burkina Faso - VPA-06 - tiipaalga F3PA cookstoves in Bam and Loroum, GS1340 Efficient cookstoves in Burkina Faso - VPA-07 - tiipaalga F3PA cookstoves in Bam and Loroum, GS1340 Efficient cookstoves in Burkina Faso - VPA-08 - tiipaalga F3PA cookstoves in Bam and Loroum, GS1340 Efficient cookstoves in Burkina Faso - VPA-09 - tiipaalga F3PA cookstoves in Bam and Loroum, GS1340 Efficient cookstoves in Burkina Faso - VPA-10 - tiipaalga F3PA cookstoves in Bam and Loroum, GS1340 Efficient cookstoves in Burkina Faso – VPA-11– Tiipaalga – F3PA cookstoves in Kourwéogo (GS6152),GS1340 Efficient cookstoves in Burkina Faso – VPA-12– Tiipaalga – F3PA cookstoves in Kourwéogo (GS6419), GS1340 Efficient cookstoves in Burkina Faso – VPA-13– Tiipaalga – F3PA cookstoves in Kourwéogo (GS6420), GS1340 Efficient cookstoves in Burkina Faso - VPA-14 – Improved cookstove F3PA project in Nahouri (GS10778), GS1340 Efficient cookstoves in Burkina Faso - VPA-15 – Improved cookstove F3PA project in Nahouri (GS10779), GS1340 Efficient cookstoves in Burkina Faso - VPA-16 – Improved cookstove F3PA project in Nahouri (GS10780), GS1340 Efficient cookstoves in Burkina Faso - VPA-17 – Improved cookstove F3PA project in Nahouri (GS10781), GS1340 Efficient cookstoves in Burkina Faso- VPA-29 - improved cookstove F3PA project in Nahouri (GS11074), GS1340 Efficient cookstoves in Burkina Faso – tiipaalga F3PA cookstoves in Center-South Protected Areas– VPA-18 (GS10922),GS1340 Efficient cookstoves in Burkina Faso – tiipaalga F3PA cookstoves in Center-South Protected Areas - VPA-19 (GS10923),GS1340 Efficient cookstoves in Burkina Faso– tiipaalga F3PA cookstoves in Center-South Protected Areas - VPA-20 (GS10924) was done by the CO2 logic and Association Tiipaalga.

In line with 4.1.1 (b) of “Site visit and remote audit requirement and procedures”, and in line with 2.2.3(i) of “Applicability of minimum site visit requirement by VVB” as informed by the Developer the site visit is not possible due to security conditions in Burkina Faso and the significant impact of delaying the site visit on project developer due to timeline/commitments. Hence, referring to section 4.1.1 (b), VVB proposes to replace the mandatory on-site visit with a remote audit. The impact assessment has been carried out to analyze the risk associated with the non-conduction of mandatory physical on-site inspection for verification which is in line with the Annex 1 Risk assessment guideline of “Site visit and remote audit requirement and procedures” and the same is provided below.

The verification of data was collected as per the requirement of methodology and guidelines by conducting a remote interview of 8 end users under VPAs. The verification team has carried out remote site interviews to assess the information included in the Monitoring report. During the desk review, the relevant records related to project implementation and operation were checked, and implementing agency and beneficiary interviews were taken on a sampling basis.

The verification team applied a sampling approach for remote interviews as part of verification in accordance with paragraph 26 of the Standard: Sampling and surveys for CDM project activities and programs of activities, Version 09.0. In accordance with paragraph 28 of the sampling standard, acceptance sampling has been chosen by the verification team, and accordingly, the steps listed in paragraph 29 of the sampling standard were followed. So, in accordance with paragraph 39 (c) of the sampling standard the Verification team opted for AQL of 0.5% and UQL of 20%; producer risk of 10 %, and consumer risk of 20 % in determining the VVB's sample size for which the sample size (n) is 8 with acceptance number (c) 0.

For each bundle, VVB interviewed 8 Samples, total 32 samples were taken by VVB which were calculated in accordance with Sampling and surveys for CDM project activities and programs of activities, Version 09.0.

The risk associated with the non-conduction of mandatory physical on-site inspection for verification.

Sr. No	Identification of potential risks	Mitigation measures	Risk Mitigated
1.	Risk associated to verify project implementation and operation with respect to the registered/included documents (PDD/PoA DD, CPADD)	<p>During remote interviews by means of using audio/video call (as feasible) and real time photographs at the time of remote inspection, the name plate which includes capacities can be checked. Cross checking the same through other relevant documents such as statutory clearances.</p> <p>Logbooks can be checked randomly over video call/ by means of remote access, either synchronously (in real time) or asynchronously (when applicable) during remote inspection. screenshot of the logbooks can also be checked.</p>	<input checked="" type="checkbox"/> Yes <input type="checkbox"/> No
2	Risk associated to verify implemented monitoring plan with the registered/included documents (PDD/PoA-DD, VPA-DD) and applied baseline and monitoring methodology.	This risk can be mitigated by conducting remote interview via audio/video call with end users to cross check the Monitoring parameters described in certified versions of POA-DD / VPA-DD vis-à-vis their monitoring equipment/procedures and also to check records like logbooks, receipts and	<input checked="" type="checkbox"/> Yes <input type="checkbox"/> No

		calibrations certificates etc.	
3	Risk associated to verify that the actual monitoring systems and procedures comply with the monitoring systems and procedures described in the monitoring plan.	This risk can be mitigated during remote interview video call/video recording/a real time photo of the monitoring equipment along with make and model, to check whether calibration of each of the measuring equipment is done at intervals specified in the registered document (PDD/PoA DD/VPA DD). Furthermore, this can be cross verified by reviewing of all the calibration certificates and taking note of the date of calibration on each one for each specific monitoring equipment. Interviewing the relevant personnel to ensure that the calibration procedures are being followed as per the registered monitoring plan.	<input checked="" type="checkbox"/> Yes <input type="checkbox"/> No
4	Risk associated to evaluate the GHG emission reduction data and express a conclusion with a reasonable level of assurance on whether the reported GHG emission reduction data is free from material misstatement.	The identified risk can be mitigated by managing access to the records during audio/video calls. It can be verified whether a project has adequate controls related to data changes/updates, version tracking, traceability, security and whether data is reproduceable from the sample sheets. Furthermore, data quality control personnel can also be interviewed to establish the level of assurance.	<input checked="" type="checkbox"/> Yes <input type="checkbox"/> No
5	Risk associated to verify that reported GHG emission data is sufficiently supported by evidence.	The identified risk can be mitigated during remote interview by asking complete set of data for the monitoring period and Information provided in the monitoring report can be cross-checked with other sources such as electricity/heat sales receipts/log. To check whether, calculations of baseline emissions and emission reduction has been carried out in accordance with the formulae and methods described in the monitoring plan and the applied	<input checked="" type="checkbox"/> Yes <input type="checkbox"/> No

		methodology. Furthermore, appropriate/correct emission factor value has been applied or not.	
6	Any outstanding FAR(s)/pending issue(s) since the previous physical site visit.	The identified risk is mitigated by reviewing the previous Verification report and found that no FAR is raised during last Monitoring Period.	<input checked="" type="checkbox"/> Yes <input type="checkbox"/> No
7	Any gaps in monitoring data, if any, that cannot be justified as per applicable requirements.	As per the shared data no such gap exists for the proposed monitoring period.	<input checked="" type="checkbox"/> Yes <input type="checkbox"/> No
8	Any design change(s)/temporary deviation(s) since the previous physical site visit.	The identified risk is mitigated by reviewing the previous verification report and found that design change is not available.	<input checked="" type="checkbox"/> Yes <input type="checkbox"/> No

D.3. Interviews

Interviews of ICS user was taken by a Verification team. All surveys were conducted remotely considering security situation in Burkina Faso, each person was interviewed and photos of end users with photo IDs and GPS coordinates were taken as records. Submitted photos, snapshots, and ER sheets maintained of the site survey were checked by the verification team to confirm.

The VV plan has been shared with the CME on dated 10/04/2023. In line with the VV plan, the VVB team has interviewed the CME team members involved in the survey and the end users.

No.	Name	Organization	Date	Topic	Team member
/1/	Victor Costenoble	CO2Logic (CME)	17/04/2023-20/04/2023	<ul style="list-style-type: none"> •Discussion on the stated goal and policy of the PoA. •Discussion on the sustainability, environmental impact, local stakeholders meeting procedure, baseline scenario, additionality, monitoring plan, Start date •Discussion on the GS registered VPA-DDs, eligibility criteria and its compliance, ongoing financial need, SDG impact, eligibility criteria for, safeguarding principles, stakeholder consultations and grievance mechanism in line with GS4GG, requirements. 	Harish Sharma, Siddhant Bankar, Leslie Tekapso
/2/	Bonde Hamado	F3PA End- User	17/04/2023	<ul style="list-style-type: none"> • Up,y (Usage rate in project scenario p during year y) • Average household annual savings i.e., decrease in expenditure on wood fuel purchase. 	Harish Sharma, Siddhant Bankar, Leslie Tekapso

				<ul style="list-style-type: none"> • Total estimated amount saved by stove users on wood fuel purchase for the group of VPA's • Smoke level reduction • Incidence of coughing reduction • Incidence of respiratory illness reduction • Incidence of itchy eyes reduction • Number of employees provided skill development training. • Number of workshops carried out for women per group of VPA's per year. • Average time saving associated with cooking time and fuel collection per woman per week. <p>Number of women serving in managerial/leadership /ownership role for the group of VPA's</p>	
/3/		F3PA End- User	17/04/2023	<ul style="list-style-type: none"> • Up,y (Usage rate in project scenario p during year y) • Average household annual savings i.e., decrease in expenditure on wood fuel purchase. • Total estimated amount saved by stove users on wood fuel purchase for the group of VPA's • Smoke level reduction • Incidence of coughing reduction • Incidence of respiratory illness reduction • Incidence of itchy eyes reduction • Number of employees provided skill development training. • Number of workshops carried out for women per group of VPA's per year. • Average time saving associated with cooking time and fuel collection per woman per week. 	Harish Sharma, Siddhant Bankar, Leslie Tekapso
	Sawadogo Boukaré				

				<ul style="list-style-type: none"> • Number of women serving in managerial/leadership /ownership role for the group of VPA's 	
/4/	Ouedraogo Amidou	F3PA End- User	17/04/2023	<ul style="list-style-type: none"> • Up,y (Usage rate in project scenario p during year y) • Average household annual savings i.e., decrease in expenditure on wood fuel purchase. • Total estimated amount saved by stove users on wood fuel purchase for the group of VPA's • Smoke level reduction • Incidence of coughing reduction • Incidence of respiratory illness reduction • Incidence of itchy eyes reduction • Number of employees provided skill development training. • Number of workshops carried out for women per group of VPA's per year. • Average time saving associated with cooking time and fuel collection per woman per week. • Number of women serving in managerial/leadership /ownership role for the group of VPA's 	Harish Sharma, Siddhant Bankar, Leslie Tekapso
/5/	Ouedraogo Salif	F3PA End-User	17/04/2023	<ul style="list-style-type: none"> • Up,y (Usage rate in project scenario p during year y) • Average household annual savings i.e., decrease in expenditure on wood fuel purchase. • Total estimated amount saved by stove users on wood fuel purchase for the group of VPA's • Smoke level reduction 	Harish Sharma, Siddhant Bankar, Leslie Tekapso,

				<ul style="list-style-type: none"> • Incidence of coughing reduction • Incidence of respiratory illness reduction • Incidence of itchy eyes reduction • Number of employees provided skill development training. • Number of workshops carried out for women per group of VPA's per year. • Average time saving associated with cooking time and fuel collection per woman per week. • Number of women serving in managerial/leadership /ownership role for the group of VPA's 	
/6/		F3PA End-User	17/04/2023	<ul style="list-style-type: none"> • Up,y (Usage rate in project scenario p during year y) • Average household annual savings i.e., decrease in expenditure on wood fuel purchase. • Total estimated amount saved by stove users on wood fuel purchase for the group of VPA's • Smoke level reduction • Incidence of coughing reduction • Incidence of respiratory illness reduction • Incidence of itchy eyes reduction • Number of employees provided skill development training. • Number of workshops carried out for women per group of VPA's per year. • Average time saving associated with cooking time and fuel collection per woman per week. • Number of women serving in managerial/leadership 	Harish Sharma, Siddhant Bankar, Leslie Tekapso
	Ouedraogo Nosyeba				

				/ownership role for the group of VPA's	
/7/	Maiga Mahamoudou	F3PA End- User	17/04/2023	<ul style="list-style-type: none"> • Up,y (Usage rate in project scenario p during year y) • Average household annual savings i.e., decrease in expenditure on wood fuel purchase. • Total estimated amount saved by stove users on wood fuel purchase for the group of VPA's • Smoke level reduction • Incidence of coughing reduction • Incidence of respiratory illness reduction • Incidence of itchy eyes reduction • Number of employees provided skill development training. • Number of workshops carried out for women per group of VPA's per year. • Average time saving associated with cooking time and fuel collection per woman per week. • Number of women serving in managerial/leadership /ownership role for the group of VPA's 	Harish Sharma, Siddhant Bankar, Leslie Tekapso
/8/	Zango Daouda	F3PA End-User	17/04/2023	<ul style="list-style-type: none"> • Up,y (Usage rate in project scenario p during year y) • Average household annual savings i.e., decrease in expenditure on wood fuel purchase. • Total estimated amount saved by stove users on wood fuel purchase for the group of VPA's • Smoke level reduction • Incidence of coughing reduction 	Harish Sharma, Siddhant Bankar, Leslie Tekapso

				<ul style="list-style-type: none"> • Incidence of respiratory illness reduction • Incidence of itchy eyes reduction • Number of employees provided skill development training. • Number of workshops carried out for women per group of VPA's per year. • Average time saving associated with cooking time and fuel collection per woman per week. • Number of women serving in managerial/leadership /ownership role for the group of VPA's 	
/9/	Younga Souleymane	F3PA End-User	17/04/2023	<ul style="list-style-type: none"> • Up,y (Usage rate in project scenario p during year y) • Average household annual savings i.e., decrease in expenditure on wood fuel purchase. • Total estimated amount saved by stove users on wood fuel purchase for the group of VPA's • Smoke level reduction • Incidence of coughing reduction • Incidence of respiratory illness reduction • Incidence of itchy eyes reduction • Number of employees provided skill development training. • Number of workshops carried out for women per group of VPA's per year. • Average time saving associated with cooking time and fuel collection per woman per week. • Number of women serving in managerial/leadership 	Harish Sharma, Siddhant Bankar, Leslie Tekapso

				/ownership role for the group of VPA's	
/10/	Ouedraogo Ninda (Karim)	F3PA End-User	18/04/2023	<ul style="list-style-type: none"> • Up,y (Usage rate in project scenario p during year y) • Average household annual savings i.e., decrease in expenditure on wood fuel purchase. • Total estimated amount saved by stove users on wood fuel purchase for the group of VPA's. • Smoke level reduction • Incidence of coughing reduction • Incidence of respiratory illness reduction • Incidence of itchy eyes reduction • Number of employees provided skill development training. • Number of workshops carried out for women per group of VPA's per year. • Average time saving associated with cooking time and fuel collection per woman per week. • Number of women serving in managerial/leadership 	Harish Sharma, Siddhant Bankar, Leslie Tekapso
/11/	Sawadogo patrice	F3PA End-User	18/04/2023	<ul style="list-style-type: none"> • Up,y (Usage rate in project scenario p during year y) • Average household annual savings i.e., decrease in expenditure on wood fuel purchase. • Total estimated amount saved by stove users on wood fuel purchase for the group of VPA's • Smoke level reduction • Incidence of coughing reduction 	Harish Sharma, Siddhant Bankar, Leslie Tekapso

				<ul style="list-style-type: none"> • Incidence of respiratory illness reduction • Incidence of itchy eyes reduction • Number of employees provided skill development training. • Number of workshops carried out for women per group of VPA's per year. • Average time saving associated with cooking time and fuel collection per woman per week. • Number of women serving in managerial/leadership /ownership role for the group of VPA's 	
/12/	koumbemba asseta	F3PA End-User	18/04/2023	<ul style="list-style-type: none"> • Up,y (Usage rate in project scenario p during year y) • Average household annual savings i.e., decrease in expenditure on wood fuel purchase. • Total estimated amount saved by stove users on wood fuel purchase for the group of VPA's • Smoke level reduction • Incidence of coughing reduction • Incidence of respiratory illness reduction • Incidence of itchy eyes reduction • Number of employees provided skill development training. • Number of workshops carried out for women per group of VPA's per year. • Average time saving associated with cooking time and fuel collection per woman per week. • Number of women serving in managerial/leadership 	Harish Sharma, Siddhant Bankar, Leslie Tekapso

				/ownership role for the group of VPA's	
/13/	ouédraogo ali	F3PA End-User	18/04/2023	<ul style="list-style-type: none"> • Up,y (Usage rate in project scenario p during year y) • Average household annual savings i.e., decrease in expenditure on wood fuel purchase. • Total estimated amount saved by stove users on wood fuel purchase for the group of VPA's • Smoke level reduction • Incidence of coughing reduction • Incidence of respiratory illness reduction • Incidence of itchy eyes reduction • Number of employees provided skill development training. • Number of workshops carried out for women per group of VPA's per year. • Average time saving associated with cooking time and fuel collection per woman per week. • Number of women serving in managerial/leadership /ownership role for the group of VPA's 	Harish Sharma, Siddhant Bankar, Leslie Tekapso
/14/	Tapsoba Boudnoma	F3PA End-User	18/04/2023	<ul style="list-style-type: none"> • Up,y (Usage rate in project scenario p during year y) • Average household annual savings i.e., decrease in expenditure on wood fuel purchase. • Total estimated amount saved by stove users on wood fuel purchase for the group of VPA's • Smoke level reduction • Incidence of coughing reduction • Incidence of respiratory illness reduction 	Harish Sharma, Siddhant Bankar, Leslie Tekapso

				<ul style="list-style-type: none"> • Incidence of itchy eyes reduction • Number of employees provided skill development training. • Number of workshops carried out for women per group of VPA's per year. • Average time saving associated with cooking time and fuel collection per woman per week. • Number of women serving in managerial/leadership /ownership role for the group of VPA's 	
/15/		F3PA End-User	18/04/2023	<ul style="list-style-type: none"> • Up,y (Usage rate in project scenario p during year y) • Average household annual savings i.e., decrease in expenditure on wood fuel purchase. • Total estimated amount saved by stove users on wood fuel purchase for the group of VPA's • Smoke level reduction • Incidence of coughing reduction • Incidence of respiratory illness reduction • Incidence of itchy eyes reduction • Number of employees provided skill development training. • Number of workshops carried out for women per group of VPA's per year. • Average time saving associated with cooking time and fuel collection per woman per week. • Number of women serving in managerial/leadership /ownership role for the group of VPA's 	Harish Sharma, Siddhant Bankar, Leslie Tekapso
	Tapsoba Ninda				

/16/	Ouedraogo Iambila (Hernes)	F3PA End-User	18/04/2023	<ul style="list-style-type: none"> • Up,y (Usage rate in project scenario p during year y) • Average household annual savings i.e., decrease in expenditure on wood fuel purchase. • Total estimated amount saved by stove users on wood fuel purchase for the group of VPA's • Smoke level reduction • Incidence of coughing reduction • Incidence of respiratory illness reduction • Incidence of itchy eyes reduction • Number of employees provided skill development training. • Number of workshops carried out for women per group of VPA's per year. • Average time saving associated with cooking time and fuel collection per woman per week. • Number of women serving in managerial/leadership /ownership role for the group of VPA's 	Harish Sharma, Siddhant Bankar, Leslie Tekapso
/17/	Yalwego Hamado	F3PA End-User	18/04/2023	<ul style="list-style-type: none"> • Up,y (Usage rate in project scenario p during year y) • Average household annual savings i.e., decrease in expenditure on wood fuel purchase. • Total estimated amount saved by stove users on wood fuel purchase for the group of VPA's • Smoke level reduction • Incidence of coughing reduction • Incidence of respiratory illness reduction • Incidence of itchy eyes reduction 	Harish Sharma, Siddhant Bankar, Leslie Tekapso

				<ul style="list-style-type: none"> • Number of employees provided skill development training. • Number of workshops carried out for women per group of VPA's per year. • Average time saving associated with cooking time and fuel collection per woman per week. • Number of women serving in managerial/leadership /ownership role for the group of VPA's 	
/18/	Kollo	F3PA End-User	19/04/2023	<ul style="list-style-type: none"> • Up,y (Usage rate in project scenario p during year y) • Average household annual savings i.e., decrease in expenditure on wood fuel purchase. • Total estimated amount saved by stove users on wood fuel purchase for the group of VPA's • Smoke level reduction • Incidence of coughing reduction • Incidence of respiratory illness reduction • Incidence of itchy eyes reduction • Number of employees provided skill development training. • Number of workshops carried out for women per group of VPA's per year. • Average time saving associated with cooking time and fuel collection per woman per week. • Number of women serving in managerial/leadership /ownership role for the group of VPA's 	Harish Sharma, Siddhant Bankar, Leslie Tekapso
/19/	Kabrikogagogo	F3PA End-User	19/04/2023	<ul style="list-style-type: none"> • Up,y (Usage rate in project scenario p during year y) 	Harish Sharma, Siddhant Bankar, Leslie Tekapso

				<ul style="list-style-type: none"> • Average household annual savings i.e., decrease in expenditure on wood fuel purchase. • Total estimated amount saved by stove users on wood fuel purchase for the group of VPA's • Smoke level reduction • Incidence of coughing reduction • Incidence of respiratory illness reduction • Incidence of itchy eyes reduction • Number of employees provided skill development training. • Number of workshops carried out for women per group of VPA's per year. • Average time saving associated with cooking time and fuel collection per woman per week. • Number of women serving in managerial/leadership /ownership role for the group of VPA's 	
/20/		F3PA End-User	19/04/2023	<ul style="list-style-type: none"> • Up,y (Usage rate in project scenario p during year y) • Average household annual savings i.e., decrease in expenditure on wood fuel purchase. • Total estimated amount saved by stove users on wood fuel purchase for the group of VPA's • Smoke level reduction • Incidence of coughing reduction • Incidence of respiratory illness reduction • Incidence of itchy eyes reduction • Number of employees provided skill development training. 	Harish Sharma, Siddhant Bankar, Leslie Tekapso
	Koumbili				

				<ul style="list-style-type: none"> • Number of workshops carried out for women per group of VPA's per year. • Average time saving associated with cooking time and fuel collection per woman per week. • Number of women serving in managerial/leadership /ownership role for the group of VPA's 	
/21/	Kaya-Kantiolo	F3PA End-User	19/04/2023	<ul style="list-style-type: none"> • Up,y (Usage rate in project scenario p during year y) • Average household annual savings i.e., decrease in expenditure on wood fuel purchase. • Total estimated amount saved by stove users on wood fuel purchase for the group of VPA's • Smoke level reduction • Incidence of coughing reduction • Incidence of respiratory illness reduction • Incidence of itchy eyes reduction • Number of employees provided skill development training. • Number of workshops carried out for women per group of VPA's per year. • Average time saving associated with cooking time and fuel collection per woman per week. • Number of women serving in managerial/leadership /ownership role for the group of VPA's 	Harish Sharma, Siddhant Bankar, Leslie Tekapso
/22/	Kabrikogagogo	F3PA End-User	19/04/2023	<ul style="list-style-type: none"> • Up,y (Usage rate in project scenario p during year y) • Average household annual savings i.e., decrease in 	Harish Sharma, Siddhant Bankar, Leslie Tekapso

				<p>expenditure on wood fuel purchase.</p> <ul style="list-style-type: none"> • Total estimated amount saved by stove users on wood fuel purchase for the group of VPA's • Smoke level reduction • Incidence of coughing reduction • Incidence of respiratory illness reduction • Incidence of itchy eyes reduction • Number of employees provided skill development training. • Number of workshops carried out for women per group of VPA's per year. • Average time saving associated with cooking time and fuel collection per woman per week. • Number of women serving in managerial/leadership /ownership role for the group of VPA's 	
/23/	Kaya-Fabolo	F3PA End-User	19/04/2023	<ul style="list-style-type: none"> • Up,y (Usage rate in project scenario p during year y) • Average household annual savings i.e., decrease in expenditure on wood fuel purchase. • Total estimated amount saved by stove users on wood fuel purchase for the group of VPA's • Smoke level reduction • Incidence of coughing reduction • Incidence of respiratory illness reduction • Incidence of itchy eyes reduction • Number of employees provided skill development training. 	Harish Sharma, Siddhant Bankar, Leslie Tekapso

				<ul style="list-style-type: none"> • Number of workshops carried out for women per group of VPA's per year. • Average time saving associated with cooking time and fuel collection per woman per week. • Number of women serving in managerial/leadership /ownership role for the group of VPA's 	
/24/	Sangbabie	F3PA End-User	19/04/2023	<ul style="list-style-type: none"> • Up,y (Usage rate in project scenario p during year y) • Average household annual savings i.e., decrease in expenditure on wood fuel purchase. • Total estimated amount saved by stove users on wood fuel purchase for the group of VPA's • Smoke level reduction • Incidence of coughing reduction • Incidence of respiratory illness reduction • Incidence of itchy eyes reduction • Number of employees provided skill development training. • Number of workshops carried out for women per group of VPA's per year. • Average time saving associated with cooking time and fuel collection per woman per week. • Number of women serving in managerial/leadership /ownership role for the group of VPA's 	Harish Sharma, Siddhant Bankar, Leslie Tekapso
/25/	Tambolo	F3PA End-User	19/04/2023	<ul style="list-style-type: none"> • Up,y (Usage rate in project scenario p during year y) • Average household annual savings i.e., decrease in 	Harish Sharma, Siddhant Bankar, Leslie Tekapso

				<p>expenditure on wood fuel purchase.</p> <ul style="list-style-type: none"> • Total estimated amount saved by stove users on wood fuel purchase for the group of VPA's • Smoke level reduction • Incidence of coughing reduction • Incidence of respiratory illness reduction • Incidence of itchy eyes reduction • Number of employees provided skill development training. • Number of workshops carried out for women per group of VPA's per year. • Average time saving associated with cooking time and fuel collection per woman per week. • Number of women serving in managerial/leadership /ownership role for the group of VPA's 	
/26/	Sawadogo Aminata	F3PA End-User	20/04/2023	<ul style="list-style-type: none"> • Up,y (Usage rate in project scenario p during year y) • Average household annual savings i.e., decrease in expenditure on wood fuel purchase. • Total estimated amount saved by stove users on wood fuel purchase for the group of VPA's • Smoke level reduction • Incidence of coughing reduction • Incidence of respiratory illness reduction • Incidence of itchy eyes reduction • Number of employees provided skill development training. 	Harish Sharma, Siddhant Bankar, Leslie Tekapso

				<ul style="list-style-type: none"> • Number of workshops carried out for women per group of VPA's per year. • Average time saving associated with cooking time and fuel collection per woman per week. • Number of women serving in managerial/leadership /ownership role for the group of VPA's 	
/27/	Gouem Noufou	F3PA End-User	20/04/2023	<ul style="list-style-type: none"> • Up,y (Usage rate in project scenario p during year y) • Average household annual savings i.e., decrease in expenditure on wood fuel purchase. • Total estimated amount saved by stove users on wood fuel purchase for the group of VPA's • Smoke level reduction • Incidence of coughing reduction • Incidence of respiratory illness reduction • Incidence of itchy eyes reduction • Number of employees provided skill development training. • Number of workshops carried out for women per group of VPA's per year. • Average time saving associated with cooking time and fuel collection per woman per week. • Number of women serving in managerial/leadership /ownership role for the group of VPA's 	Harish Sharma, Siddhant Bankar, Leslie Tekapso
/28/	Ilboudou Emanuel	F3PA End-User	20/04/2023	<ul style="list-style-type: none"> • Up,y (Usage rate in project scenario p during year y) • Average household annual savings i.e., decrease in 	Harish Sharma, Siddhant Bankar, Leslie Tekapso

				<p>expenditure on wood fuel purchase.</p> <ul style="list-style-type: none"> • Total estimated amount saved by stove users on wood fuel purchase for the group of VPA's • Smoke level reduction • Incidence of coughing reduction • Incidence of respiratory illness reduction • Incidence of itchy eyes reduction • Number of employees provided skill development training. • Number of workshops carried out for women per group of VPA's per year. • Average time saving associated with cooking time and fuel collection per woman per week. • Number of women serving in managerial/leadership /ownership role for the group of VPA's 	
/29/		F3PA End-User	20/04/2023	<ul style="list-style-type: none"> • Up,y (Usage rate in project scenario p during year y) • Average household annual savings i.e., decrease in expenditure on wood fuel purchase. • Total estimated amount saved by stove users on wood fuel purchase for the group of VPA's • Smoke level reduction • Incidence of coughing reduction • Incidence of respiratory illness reduction • Incidence of itchy eyes reduction • Number of employees provided skill development training. 	Harish Sharma, Siddhant Bankar, Leslie Tekapso
	Saga Lucie				

				<ul style="list-style-type: none"> • Number of workshops carried out for women per group of VPA's per year. • Average time saving associated with cooking time and fuel collection per woman per week. • Number of women serving in managerial/leadership /ownership role for the group of VPA's 	
/30/	Nikiema Marcel	F3PA End-User	20/04/2023	<ul style="list-style-type: none"> • Up,y (Usage rate in project scenario p during year y) • Average household annual savings i.e., decrease in expenditure on wood fuel purchase. • Total estimated amount saved by stove users on wood fuel purchase for the group of VPA's • Smoke level reduction • Incidence of coughing reduction • Incidence of respiratory illness reduction • Incidence of itchy eyes reduction • Number of employees provided skill development training. • Number of workshops carried out for women per group of VPA's per year. • Average time saving associated with cooking time and fuel collection per woman per week. • Number of women serving in managerial/leadership /ownership role for the group of VPA's 	Harish Sharma, Siddhant Bankar, Leslie Tekapso
/31/	Yaogo Mahmoudou	F3PA End-User	20/04/2023	<ul style="list-style-type: none"> • Up,y (Usage rate in project scenario p during year y) • Average household annual savings i.e., decrease in 	Harish Sharma, Siddhant Bankar, Leslie Tekapso

				<p>expenditure on wood fuel purchase.</p> <ul style="list-style-type: none"> • Total estimated amount saved by stove users on wood fuel purchase for the group of VPA's • Smoke level reduction • Incidence of coughing reduction • Incidence of respiratory illness reduction • Incidence of itchy eyes reduction • Number of employees provided skill development training. • Number of workshops carried out for women per group of VPA's per year. • Average time saving associated with cooking time and fuel collection per woman per week. • Number of women serving in managerial/leadership /ownership role for the group of VPA's 	
/32/		F3PA End-User	20/04/2023	<ul style="list-style-type: none"> • Up,y (Usage rate in project scenario p during year y) • Average household annual savings i.e., decrease in expenditure on wood fuel purchase. • Total estimated amount saved by stove users on wood fuel purchase for the group of VPA's • Smoke level reduction • Incidence of coughing reduction • Incidence of respiratory illness reduction • Incidence of itchy eyes reduction • Number of employees provided skill development training. 	Harish Sharma, Siddhant Bankar, Leslie Tekapso
	Guené Harouna				

				<ul style="list-style-type: none"> • Number of workshops carried out for women per group of VPA's per year. • Average time saving associated with cooking time and fuel collection per woman per week. • Number of women serving in managerial/leadership /ownership role for the group of VPA's 	
/33/	Bansé Kassoum	F3PA End-User	20/04/2023	<ul style="list-style-type: none"> • Up,y (Usage rate in project scenario p during year y) • Average household annual savings i.e., decrease in expenditure on wood fuel purchase. • Total estimated amount saved by stove users on wood fuel purchase for the group of VPA's • Smoke level reduction • Incidence of coughing reduction • Incidence of respiratory illness reduction • Incidence of itchy eyes reduction • Number of employees provided skill development training. • Number of workshops carried out for women per group of VPA's per year. • Average time saving associated with cooking time and fuel collection per woman per week. • Number of women serving in managerial/leadership /ownership role for the group of VPA's 	Harish Sharma, Siddhant Bankar, Leslie Tekapso

D.4. Sampling approach

>>

As assessed in the above sections, emission reductions for the GS2456 (VPA-01), GS3516 (VPA-02), GS3517 (VPA-03), GS3518 (VPA-04), GS3519 (VPA-05), GS3520 (VPA-06), GS3521 (VPA-07),

GS3522 (VPA-08), GS3523 (VPA-09), GS3524 (VPA-10), GS6152 (VPA-11), GS6419 (VPA-12), GS6420 (VPA-13), GS10778 (VPA-14), GS10779 (VPA-15), GS10780 (VPA-16), GS10781 (VPA-17), GS11074 (VPA-29), GS10922 (VPA-18), GS10923 (VPA-19) & GS10924 (VPA-20) are being claimed for this monitoring period and the total population of the stoves under all VPAs is as below:

SR. NO.	VPA	Number of ICS
1.	GS2456 (VPA-01)	6,151
2.	GS3516 (VPA-02)	5,557
3.	GS3517 (VPA-03)	8,779
4.	GS3518 (VPA-04)	8,553
5.	GS3519 (VPA-05)	8,303
6.	GS3520 (VPA-06)	11,040
7.	GS3521 (VPA-07)	9,340
8.	GS3522 (VPA-08)	8,989
9.	GS3523 (VPA-09)	8,256
10.	GS3524 (VPA-10)	8,012
11.	GS6152 (VPA-11)	10,387
12.	GS6419 (VPA-12)	10,165
13.	GS6420 (VPA-13)	8,629
14.	GS10778 (VPA-14)	3,017
15.	GS10779 (VPA-15)	3,045
16.	GS10780 (VPA-16)	3,017
17.	GS10781 (VPA-17)	2,325
18.	GS11074 (VPA-29)	596
19.	GS10922 (VPA-18)	2,900
20.	GS10923 (VPA-19)	2,899
21.	GS10924 (VPA-20)	980

The monitoring parameters required to be monitored through the sampling plan are:

- Usage rate in project scenario p during year y ($U_{p,y}$)
- Discount factor to account for the baseline stove use in project scenario p during the year y ($DF_{b, \text{Stove}, y}$)

As per the 'Guideline: Sampling and surveys for CDM project activities and programmes of activities, version 04.0', paragraph 4. Sampling requirements point no 10 states², "Where there is no specific guidance in the applicable methodology, project proponents shall use 90/10 confidence/precision as the criteria for the reliability of sampling efforts for micro-scale project activities". As per paragraph 4, project participants or the coordinating/managing entity have implemented the sampling and surveys according to the sampling plan in the registered monitoring plan. The verification includes determining:

- Whether the required confidence/precision has been met.
- Whether the selected sample was representative of the population.

Furthermore, the sampling plan implemented by the CME is in accordance with the applied approved monitoring methodology and the PoA-DD/VPA-DD. The CME has appropriately performed the Sampling procedure in line with the applied methodology and PoA-DD / VPA-DD.

The necessary confidence/precision of 90/10 for each of the parameters is met. This has been cross verified by the verification team from the supporting documents submitted. During this monitoring exercise.

² https://cdm.unfccc.int/Reference/catalogue/document?doc_id=000003360#_Toc362602343

SECTION E. Verification findings

E.1. General

E.1.1. Compliance of the monitoring report with the monitoring report form

Means of verification	Document Review
Findings	-
Conclusion	<p>CME has used the GS4GG template Monitoring Report, version 1.1. The verification team confirms that the latest available version of the monitoring report template has been used by the CME and the MR is in compliance with the monitoring report form and related template guide Monitoring Report, version 1.1.</p> <p>This confirms compliance with the §336 and §337 of CDM VVS for PoAs, version 3.0, and GS4GG requirements.</p>

E.1.2. Remaining forward action requests from validation and/or previous verifications

Forward action requests for VPA01 to VPA10

FAR#1: As per GS4GG PoA requirements v1.2 (2019) para 9.1.2 'A microscale VPA must be subjected to an Objective Observer appraisal and site visit at least once within three years of the date of VPA inclusion or start of crediting period, whichever is later.' an onsite visit will be conducted for the next periodic verification.

CME response PP has initiated the demand to conduct an OO assessment for the present verification (MP7). PP was actively looking for OO candidates. Evidence of the initiation of the OO assessment can be found in the email exchange between PP and SustainCERT in document: 'GS1340_GS2456_GS3516-24 - VPA1-10 of PoA GS1340 - OO assessment MP7' (starting from 01/09/2022). Since the initial submission of the MR (09/2022), PD introduced a deviation request to postpone any site visit related to the verification of the VPAs within the PoA GS1340. The reason is that the security situation in Burkina Faso is highly unstable and unpredictable. This would be a risk for the safety of the appointed OO. More details can be found in the deviation request form1 (approved on the/01/2023). For the next verification, an on-site visit by OO must be performed.

VVB assessment:

In line with the guideline of GS4GG CME have applied a deviation request for the exclusion of on-site visit in replacement of remote audit considering security measures guidelines provided by GS4GG which is then approved by GS with an opinion and risk assessment provided by VVB data collection and monitoring was done by the CO2 logic and Association Tiipaalga.

In line with 4.1.1 (b) of "Site visit and remote audit requirement and procedures", and in line with 2.2.3(i) of "Applicability of minimum site visit requirement by VVB" as informed by the Developer the site visit is not possible due to security conditions in Burkina Faso and the significant impact of delaying the site visit on project developer due to timeline/commitments. Hence, referring to section 4.1.1 (b), VVB proposes to replace the mandatory on-site visit with a remote audit. The impact assessment has been carried out to analyze the risk associated with the non-conduction of mandatory physical on-site inspection for verification which is in line with the Annex 1 Risk assessment guideline of "Site visit and remote audit requirement and procedures" and the same is provided under D.2 of this report.

The verification of data was collected as per the requirement of methodology and guidelines by conducting a remote interview of 8 end users under VPAs. The verification team has carried out remote site interviews to assess the information included in the Monitoring report. During the desk review, the

relevant records related to project implementation and operation were checked, and implementing agency and beneficiary interviews were taken on a sampling basis.

Forward action requests for VPA11 to VPA13

>> Not Applicable

Forward action requests for VPA14 to VPA17 & VPA29

FAR # 1: The scanned stoves installation receipts with English translation for the waiver for the transfer of credit to the project shall be submitted prior to 1st verification.

CME response: The carbon waiver contracts signed with the first eligible installed stove for each VPA are made available in the following documents: VPA 29: 'VPA29-1401-01 et 02'

VVB assessment: CME has submitted scanned stoves installation receipts/Carbon waiver with English translation which was further assessed and deemed to be appropriate.

FAR # 2: Evidence of project start date shall be checked at 1st verification. Stoves installed more than one year prior to project submission date to sustain cert shall not be included in the VPAs.

CME response: The date of the first submission of documents for preliminary review is 26/02/2021. The first stove for VPA 29 have been installed have been installed less than one year after the first submission.

VVB assessment: A carbon waiver/ receipt signed by the end user was submitted by PP against the Start date proof for the VPA 29 in which the start date is mentioned as 22/02/2021 which is before the submission date of preliminary review, which is deemed to be appropriate.

FAR # 3: The PD shall record the baseline fuel for all users during the monitoring survey.

CME response: The question regarding the type of fuel used for domestic cooking before the installation of the F3PA was included in the monitoring survey. It appears that 100% of the surveyed households were using wood as fuel for domestic cooking during rainy and dry seasons before the start of the project.

VVB assessment: CME has submitted proof of the survey document "GS1340_MS_VPA_14-17_29_MP2_20210419" under Tab 'Analysis', lines 84-89 and line 98-102 the results for the type of fuel used before F3PA question is mentioned, during the remote interviews with end-user VVB has crosschecked the results and it is confirmed the end-user was using the traditional stove before dissemination of F3PA.

Forward action requests for VPA18 to VPA20

FAR # 1: The start date of the VPAs shall be confirmed along with the relevant evidence at the time of the first verification.

CME response: The start dates of crediting periods have been revised in PDD v7.0 and evidence of the new starting dates per VPA can be found in the different contracts signed with the households with the first date of usage per VPA:

- VPA 18 - Nafissatou - 1899 - Nikiema Ousmane1
- VPA 19 - Nafissatou - 600 - Guigma Saiba2
- VPA 20 - Nafissatou - 509 - Compaore Adama3

The start dates of crediting period changed compared to the VPA-DDs and are as follows for the VPAs:

The start dates of crediting period changed compared to the VPA-DDs and are as follows for the VPAs: GS/VPA number	Initial start date of VPA from PDD	Start date of crediting period of VPA
GS10922/ VPA-18	01/04/2021	22/03/2021
GS10923/ VPA-19	01/04/2021	15/04/2021
GS10924/ VPA-20	01/04/2021	14/04/2021

VVB assessment:

The start dates of crediting periods have been revised in PDD v7.0 and evidence of the new starting dates per VPA is submitted by CME, from signed contracts/ Carbon waiver³ VVB confirmed the new start dates are as shown in the above table, which is the date which is 7 days after the construction date when F3PA cookstove started to use by end user.

FAR # 2: However, the PD shall further clarify whether there is any specific lifetime of the stove recommended by the manufacturer/ technology supplier or based on any literature data. Clarify

CME response: As the F3PA cookstoves are constructed by local women, there is no manufacturer or technology supplier that can attest to the lifespan of the F3PA cookstove (also see the response on FAR#2 in Internal Validation Round 2). From experience, the project developer knows the cookstoves have a lifespan of 5 years. There are several measures in place to assure the quality of the cookstoves during their life span: during the construction phase, the beneficiaries of the F3PA cookstoves receive proper training on the appropriate use of F3PA cookstoves as well as good practices to perform continuous maintenance and basic repairs (repolishing, empty ashes in the combustion chamber after cooking, etc.). Those principles are recalled to them during the sensitization workshops in the villages included in the project intervention area. The usage habits of the households are annually evaluated during the monitoring surveys. Stoves are renewed after 5 years by the project.

To illustrate that the cookstoves are in a good shape, the records (including pictures) of the monitoring surveys of this project are provided in 'GS1340_VPA18-19- 20_PicturesList_110HH_MP1.pdf'.

VVB assessment:

CME has submitted the "GS1340_VPA18-19- 20_PicturesList_110HH_MP1.pdf" which was seemed to be appropriate however CME has clarified from previous experiences and maintenance activity, life of the stove is estimated to be as 5 years, this was crosschecked during interviews with end users and CME team who are involved in the sensitization activities, monitoring plan developed by CME is sufficient to monitor condition of stove. Hence the clarification given by CME is deemed to be appropriate.

E.2. Programme of activities

E.2.1. Compliance of the program implementation with the registered program design document

Means of verification	Document Review, Interview
------------------------------	----------------------------

³VPA 18 - Nafissatou - 1899 - Nikiema Ousmane
 VPA 19 - Nafissatou - 600 - Guigma Saiba
 VPA 20 - Nafissatou - 509 - Compaore Adama

Conclusion	<p>CCIPL by means of remote interview and document provided by the CME confirms that all physical features (technology, project equipment, and monitoring equipment) of the included VPAs in the PoA are in place and that the coordinating/managing entity has operated the PoA and the VPAs as per the PoA-DD and the VPA-DD.</p> <p>There was deviation for exclusion of on-site visit in replacement of remote audits considering security measures guidelines provided by GS4GG which is then approved by GS with an opinion and risk assessment provided by VVB or proposed or actual changes in the implementation or operation of the PoA and the included VPA-DD.</p> <p>The verification team confirms the actual operation of the VPA and PoA implementation and operation in compliance with the PoA-DD / VPA-DD in order to confirm the compliance of § 338, § 339, and § 340 of CDM VVS for PoA, Version 03.0 and GS4GG requirements.</p>
-------------------	---

E.2.2. Implementation and operation of the management system

Means of verification	Document Review, Interview
Conclusion	<p>The PoA management system including the record-keeping system has been explained in the PoA. During verification, the verification team based on a review of provided documents and discussion on video conferencing has assessed this management system. The verification team evaluated the management systems in place to implement the monitoring of the project activity. This included the roles and responsibilities of the monitoring staff, data collection, transfer and aggregation procedures, data storage, and archiving procedure for the monitoring system.</p> <p>Monitoring surveys were conducted by the implementation partner of Association tiipaalga.</p> <p>To ensure the completeness and accuracy of monitoring information, an electronic database is operated and maintained by the VPA implementer. This information is further maintained by the CME. The data is further periodically checked by the CME to ensure there is no double counting. This provision for the avoidance of double counting as outlined in the PoA management system has been verified by means of review records of the sales database and on-site interviews during the course of verification.</p> <p>The responsibilities and authorities for monitoring and reporting are in accordance with the responsibilities and authorities stated in the monitoring plan provided in VPA-DD.</p> <p>The details about the monitoring system have been provided in the Monitoring report.</p> <p>The verification team confirms that the monitoring management system of the GS4GG PoA is in place, with the responsibilities properly identified and in place. This confirms the compliance of § 338 (a) and § 345 (b) (iv) of CDM VVS PoA version 03.0 and GS4GG requirements.</p>

E.3. Voluntary project activities

E.3.1. Compliance of the VPA implementation with the included VPA design document

Means of verification	Document Review, Interview
------------------------------	----------------------------

Conclusion	The implementation status of the PoA and the voluntary project activities is:	
	Project Participants:	CO2logic & Association tiipaalga
	Title of PoA:	Efficient cookstoves in Burkina Faso (PoA)
	GS Reference No:	PoA – GS1340 GS2456 (VPA-01), GS3516 (VPA-02), GS3517 (VPA-03), GS3518 (VPA-04), GS3519 (VPA-05), GS3520 (VPA-06), GS3521 (VPA-07), GS3522 (VPA-08), GS3523 (VPA-09), GS3524 (VPA-10), GS6152 (VPA-11), GS6419 (VPA-12), GS6420 (VPA-13), GS10778 (VPA-14), GS10779 (VPA-15), GS10780 (VPA-16), GS10781(VPA-17), GS1107 (VPA-29), GS10922 (VPA-18), GS10923 (VPA-19) GS10924 (VPA-20)
	Applied Baseline and monitoring methodology:	The Gold Standard Simplified Methodology for Efficient Cookstoves, Version 01, February 2013.
	Project Scale:	Microscale
	Location of the project activity:	Burkina Faso
	Reported monitoring Period verified in this verification:	<p>Bundle 1</p> <ol style="list-style-type: none"> 1. GS2456 (VPA-01): 01/01/2021-31/12/2021_MP 7th 2. GS3516 (VPA-02): 01/01/2021-31/12/2021_MP 7th 3. GS3517 (VPA-03): 01/01/2021-31/12/2021_MP 7th 4. GS3518 (VPA-04): 01/01/2021-31/12/2021_MP 7th 5. GS3519 (VPA-05): 01/01/2021-31/12/2021_MP 7th 6. GS3520 (VPA-06): 01/01/2021-31/12/2021_MP 7th 7. GS3521 (VPA-07): 01/01/2021-31/12/2021_MP 7th 8. GS3522 (VPA-08): 01/01/2021-31/12/2021_MP 7th 9. GS3523 (VPA-09): 01/01/2021-31/12/2021_MP 7th 10. GS3524 (VPA-10): 01/01/2021-31/12/2021_MP 7th <p>Bundle 2</p> <ol style="list-style-type: none"> 11. GS6152 (VPA-11): 01/01/2021-31/12/2021_MP 4th 12. GS6419 (VPA-12): 01/01/2021-31/12/2021_MP 3rd 13. GS6420 (VPA-13): 01/01/2021-31/12/2021_MP 2nd

Bundle 3

- 14. GS10778 (VPA-14): 01/01/2021-31/12/2021_MP 2nd
- 15. GS10779 (VPA-15): 01/01/2021-31/12/2021_MP 2nd
- 16. GS10780 (VPA-16): 01/01/2021-31/12/2021_MP 2nd
- 17. GS10781 (VPA-17): 01/01/2021-31/12/2021_MP 2nd
- 18. GS11074 (VPA-29): 22/02/2021-31/12/2021_MP 1st

Bundle 4

- 19. GS10922 (VPA-18): 22/03/2021-31/12/2021_MP 1st
- 20. GS10923 (VPA-19): 15/04/2021-31/12/2021_MP 1st
- 21. GS10924 (VPA-20): 14/04/2021-31/12/2021_MP 1st

The VPAs distribute the improved cook stoves. The improved cook stoves (ICS) under the VPA use wood as fuel. These ICSs are efficient in transferring heat from the fuel to the pot, thus saving fuel (Wood and charcoal) compared to the traditional stoves.

The number of stoves deployed under each VPAs has been confirmed by the monitoring database and as stated below:

SR. NO.	VPA	Number of ICS
1.	GS2456 (VPA-01)	6,151
2.	GS3516 (VPA-02)	5,557
3.	GS3517 (VPA-03)	8,779
4.	GS3518 (VPA-04)	8,553
5.	GS3519 (VPA-05)	8,303
6.	GS3520 (VPA-06)	11,040
7.	GS3521 (VPA-07)	9,340
8.	GS3522 (VPA-08)	8,989
9.	GS3523 (VPA-09)	8,256
10.	GS3524 (VPA-10)	8,012
11.	GS6152 (VPA-11)	10,387
12.	GS6419 (VPA-12)	10,165
13.	GS6420 (VPA-13)	8,629
14.	GS10778 (VPA-14)	3,017
15.	GS10779 (VPA-15)	3,045
16.	GS10780 (VPA-16)	3,017
17.	GS10781 (VPA-17)	2,325
18.	GS11074 (VPA-29)	596
19.	GS10922 (VPA-18)	2,900
20.	GS10923 (VPA-19)	2,899

21.	GS10924 (VPA-20)	980
-----	------------------	-----

It was confirmed that CO2logic & Association tiipaalga is the Coordinating/Managing Entity for the PoA. The actual voluntary project activity/ies are in line with the VPAs. CO2logic & Association tiipaalga is the VPA implementer for the VPAs.

The information (including data and variables) provided in the MR /01/ is in line with the details provided in the VPA-DD.

CC IPL’s verification team considers the project description of the project contained in the PoA and the VPAs to be complete and accurate. The VPAs comply with the relevant methodology, tools, forms, and guidance.

In accordance with §340 (c) of CDM VVS for PoAs, version 3, the verification team confirms that there is no information (data and variables) in the current monitoring period that are different from that stated in the approved revised VPA-DD which has caused an increase in the estimates of GHG emission reductions.

The verification team has assessed the project to check any proposed or actual changes to the project design in accordance with §267 of CDM VVS for PoAs, Version 3.0. In the opinion of CC IPL, there is no change to the project design. After reviewing the data shared by CME, CC IPL’s verification team confirms that the VPAs are implemented within the boundary of the PoA as described in the PoA-DD.

In VVBs opinion, the delay in the monitoring period start date has no impact on this monitoring period issuance of the project.

CC IPL’s verification team confirms that the VPAs are implemented within the boundary of the PoA as described in the PoA and the implementation and operation of the project activity have been conducted in accordance with the description contained in the PoA-DD and VPA-DD.

The verification team took cognizance of § 338, § 339, and § 340 of the CDM VVS for PoA, version 03. The § 339 of CDM VVS for PoA states that if an on-site inspection is not conducted, the DOE shall justify the rationale of the decision. In line with the guideline of GS4GG CME has applied a deviation request for the exclusion of on-site visit in replacement of remote audits considering security measures guidelines provided by GS4GG which is then approved by GS with an opinion and risk assessment provided by VVB, the collection of data for the remote audit of “GS1340 Efficient cookstoves in Burkina Faso - VPA-01 - tiipaalga F3PA cookstoves in Bam and Loroum, GS1340 Efficient cookstoves in Burkina Faso - VPA-02 - tiipaalga F3PA cookstoves in Bam and Loroum, GS1340 Efficient cookstoves in Burkina Faso - VPA-03 - tiipaalga F3PA cookstoves in Bam and Loroum, GS1340 Efficient cookstoves in Burkina Faso - VPA-04 - tiipaalga F3PA cookstoves in Bam and Loroum, GS1340 Efficient cookstoves in Burkina Faso - VPA-05 - tiipaalga F3PA cookstoves in Bam and Loroum, GS1340 Efficient cookstoves in Burkina Faso - VPA-06 - tiipaalga F3PA cookstoves in Bam and Loroum, GS1340 Efficient cookstoves in Burkina Faso - VPA-07 - tiipaalga F3PA cookstoves in Bam and Loroum, GS1340 Efficient cookstoves in Burkina Faso - VPA-08 - tiipaalga F3PA cookstoves in Bam and Loroum, GS1340 Efficient cookstoves in Burkina Faso - VPA-09 - tiipaalga F3PA cookstoves in Bam and Loroum, GS1340 Efficient cookstoves in Burkina Faso - VPA-10 - tiipaalga F3PA cookstoves in Bam and Loroum, GS1340 Efficient cookstoves in Burkina Faso – VPA-11– Tiipaalga – F3PA cookstoves in Kourwéogo (GS6152),GS1340 Efficient cookstoves in Burkina Faso – VPA-12– Tiipaalga – F3PA cookstoves in Kourwéogo (GS6419), GS1340 Efficient cookstoves in Burkina Faso – VPA-13– Tiipaalga – F3PA cookstoves in Kourwéogo (GS6420), GS1340 Efficient cookstoves in Burkina Faso - VPA-14 – Improved cookstove F3PA project in Nahouri (GS10778), GS1340 Efficient cookstoves in Burkina Faso - VPA-15 – Improved cookstove F3PA project in Nahouri (GS10779), GS1340 Efficient cookstoves in Burkina Faso - VPA-

	16 – Improved cookstove F3PA project in Nahouri (GS10780), GS1340 Efficient cookstoves in Burkina Faso - VPA-17 – Improved cookstove F3PA project in Nahouri (GS10781), GS1340 Efficient cookstoves in Burkina Faso- VPA-29 - improved cookstove F3PA project in Nahouri (GS11074), GS1340 Efficient cookstoves in Burkina Faso – tiipaalga F3PA cookstoves in Center-South Protected Areas– VPA-18 (GS10922),GS1340 Efficient cookstoves in Burkina Faso – tiipaalga F3PA cookstoves in Center-South Protected Areas - VPA-19 (GS10923),GS1340 Efficient cookstoves in Burkina Faso– tiipaalga F3PA cookstoves in Center-South Protected Areas - VPA-20 (GS10924) was done by the CO2 logic and Association tiipaalga. Hence, in line with the requirement and approved deviation remote site visit was conducted for the verification
--	---

E.3.2. Compliance with the registered monitoring plan with applied methodologies and standardized baselines

Means of verification	Document Review, Interview
Conclusion	<p>The verification team can confirm that the monitoring plan contained in the VPAs is in accordance with the approved methodology applied by the project activity, i.e., The Gold Standard Simplified Methodology for Efficient Cookstoves, Version 01, February 2013.</p> <p>The monitoring plan is in accordance with the approved methodology, The Gold Standard Simplified Methodology for Efficient Cookstoves, Version 01, February 2013 is applied by the component project activities and as provided in the VPA.</p> <p>The verification took cognizance of § 341 to § 343 of CDM VVS for PoAs, Version 03.0 and GS4GG requirements.</p>

E.3.3. Compliance of monitoring activities with the registered monitoring plan

The monitoring has been carried out in accordance with the monitoring plan contained in the VPA-DD. This conclusion has been made based on the assessment below.

E.3.3.1. Data and parameters fixed ex-ante or at the renewal of crediting period

Means of verification	Document Review, Interview
Conclusion	<p>The verification team confirms that the Data and parameters fixed ex-ante are in compliance with the VPAs and the monitoring plan. Please refer to Appendix 5 for a detailed analysis of the ex-ante parameters.</p> <p>The verification took cognizance of § 344 of CDM VVS for PoAs, Version 03.0 and GS4GG requirements.</p>

E.3.3.2. Data and parameters monitored.

Means of verification	Document Review, Interview
Conclusion	<p>The Verification team confirms that the Data and parameters monitored are in compliance with the VPA-DD and the monitoring plan. A complete assessment of each of the monitored parameters has been provided in Appendix 6 of this report.</p> <p>The verification took cognizance of § 344, § 345(c), §356 and §357 of CDM VVS for PoAs, Version 03.0 and GS4GG Requirements.</p>

E.3.3.3. Implementation of sampling plan

Means of verification	Document Review, Interview
Conclusion	Monitoring surveys were conducted during the current monitoring period.

	<p>The total population of the stoves under VPA considered for the monitoring period is 130,940 for all 21 VPAs. The monitoring parameters required to be monitored through the sampling plan are:</p> <ol style="list-style-type: none"> 1. The average usage rate of the appliance ($U_{p,y}$) 2. Discount factor to account for usage of baseline cookstove during the year y in project scenario p ($DF_{b,Stove, y}$) <p>Across VPA random sampling was applied for the VPA by CME for the selection of the monitoring samples with 90/10 confidence/precision for all the parameters of annual monitoring which is deemed acceptable as per the PoA and VPAs.</p> <p>Applying the random number generator, the ICS were randomly picked from the defined population up to the required sample size as calculated by the CME. The verification team confirms that the applied method for sample size calculation is in accordance with the PoA-DD / VPA-DD.</p> <p>To calculate the efficiency of the cookstove (DF_n) Discount factor to account for the efficiency loss of the project cook stoves considered as a 1% loss per year in the efficiency given by the manufacturer.</p> <p>The sampling plan implemented by the CME is in accordance with the applied approved monitoring methodology and the PoA/ VPA-DD. The CME has appropriately performed the Random Sampling procedure in line with the applied methodology and is best suited for this type of project. As the PoA mentions the option for a random Sampling procedure, it is acceptable to the verification team.</p> <p>VVB confirms necessary confidence/precision of 90/10 for each of the parameters is met. This has been cross verified by the verification team from the supporting documents submitted.</p> <p>The verification took cognizance of “The Gold Standard Simplified Methodology for Efficient Cookstoves, Version 01, February 2013”</p>
--	--

E.3.4. Compliance with the calibration frequency requirements for measuring instruments

Means of verification	Document Review
Conclusion	CME has considered a 1% loss per year in efficiency given by cookstove manufacturer hence no device is used for measurement. Hence this point in Not applicable.

E.3.5. Emission Reduction Quantification

Assessment of data and calculation of emission reductions or net removals In line with the requirement of the Gold Standard Methodology. The Gold Standard Simplified Methodology for Efficient Cookstoves, Version 01, February 2013 the verification team has reviewed the Monitoring report /01/ and ER spreadsheets /02/ to check the arithmetic calculation of the emission reductions. The equation used for the calculation is compared with those provided in the VPA and The Gold Standard Methodology. The Gold Standard Simplified Methodology for Efficient Cookstoves, Version 01, February 2013.

E.3.5.1. Calculation of baseline GHG emissions or baseline net GHG removals by sinks

Means of verification	Document Review, Interview
------------------------------	----------------------------

Conclusion	<p>When the baseline fuel and the project fuel are different and/or the emission factors are different, the overall GHG reductions achieved by the project activity in year y are calculated as follows:</p> $ER_y = \sum_{0 \text{ to } 1}^{x \text{ to } y} N_{p,y} * P_y * U_{p,y} * (f_{NRB,y} * EF_{b, \text{fuel, CO}_2} + EF_{b, \text{fuel, non_CO}_2}) * (1 - DF_{b, \text{Stove}, y})$ <p>Where:</p> <p>$N_{p,y}$ Number of projects cookstoves of each age group operational in the year y</p> <p>P_y Quantity of firewood that is saved in the year y (tonnes per household in year y)</p> <p>$U_{p,y}$ Usage rate for project cookstoves in year y, based on adoption rate and drop off rate revealed by usage surveys (fraction)</p> <p>$f_{NRB,b,y}$ Fraction of biomass, used in year y for baseline scenario, which can be established as non-renewable.</p> <p>$EF_{b, \text{fuel, CO}_2}$ CO2 emission factor of firewood that is substituted or reduced. (Default value for wood fuel 1.747 tCO2/ton of wood)</p> <p>$EF_{b, \text{fuel, non_CO}_2}$ Non-CO2 emission factor of firewood that is substituted or reduced. (IPCC Fifth Assessment Report: Climate Change (IPCC AR5) value for wood fuel 0.58 tCO2/ton of wood)</p> <p>$DF_{b, \text{Stove}, y}$ Usage of baseline cookstove during the year y (fraction) in project scenario</p> <p>x y – 1</p> <p>y Year of the crediting period</p> <p><i>Determination of quantity of biomass saved (P_y):</i> Quantity of fire wood that is saved (P_y) is estimated as follows:</p> $P_y = B_{b,y} * (1 - \frac{\eta_b}{\eta_{p,y}})$ <p>Where:</p> <p>$B_{b,y}$ Quantity of firewood consumed in baseline scenario during year y (tonnes per household per year)</p> <p>$\eta_{p,y}$ Efficiency of project cookstove in year y (fraction)</p> <p>η_b Efficiency of the baseline cookstove being replaced (fraction). A default value of 10% shall be used if the replaced cookstove is a three stone fire, or a conventional device without a grate or a chimney i.e., with no improved combustion air supply or flue gas ventilation</p> <p><i>Determination of project cookstove efficiency ($\eta_{p,y}$ and η_p):</i> Efficiency of project cookstove in year y ($\eta_{p,y}$) is estimated as follows:</p>
-------------------	--

$$\eta_{p,y} = \eta_p * (DF_\eta)^{y-1} * 0.94$$

Where

$\eta_{p,y}$	Efficiency of project cookstove in year y (fraction)
η_p	Efficiency of project cookstove (fraction) determined at the start of the project activity
DF_η	Discount factor to account for efficiency loss of project cookstove per year of operation (Fraction). The default value for this parameter is 0.99 i.e., 1% efficiency loss/year.
0.94	Adjustment factor to account for uncertainty related to project cookstove efficiency test

From the above equation and the parameter values, emission reductions for the period as follows calculated as:

SR. NO.	VPA	Monitoring period and Number	Emission Reduction (VERs)
1.	GS2456 (VPA-01)	01/01/2021-31/12/2021_MP 7 th	5,656
2.	GS3516 (VPA-02)	01/01/2021-31/12/2021_MP 7 th	4,668
3.	GS3517 (VPA-03)	01/01/2021-31/12/2021_MP 7 th	8,919
4.	GS3518 (VPA-04)	01/01/2021-31/12/2021_MP 7 th	8,452
5.	GS3519 (VPA-05)	01/01/2021-31/12/2021_MP 7 th	8,193
6.	GS3520 (VPA-06)	01/01/2021-31/12/2021_MP 7 th	9,860
7.	GS3521 (VPA-07)	01/01/2021-31/12/2021_MP 7 th	8,418
8.	GS3522 (VPA-08)	01/01/2021-31/12/2021_MP 7 th	8,760
9.	GS3523 (VPA-09)	01/01/2021-31/12/2021_MP 7 th	9,049
10.	GS3524 (VPA-10)	01/01/2021-31/12/2021_MP 7 th	9,006
11.	GS6152 (VPA-11)	01/01/2021-31/12/2021_MP 4 th	10,000
12.	GS6419 (VPA-12)	01/01/2021-31/12/2021_MP 3 rd	9,829
13.	GS6420 (VPA-13)	01/01/2021-31/12/2021_MP 2 nd	8,497
14.	GS10778 (VPA-14)	01/01/2021-31/12/2021_MP 2 nd	10,000
15.	GS10779 (VPA-15)	01/01/2021-31/12/2021_MP 2 nd	10,000
16.	GS10780 (VPA-16)	01/01/2021-31/12/2021_MP 2 nd	10,000
17.	GS10781 (VPA-17)	01/01/2021-31/12/2021_MP 2 nd	9,895

18.	GS11074 (VPA-29)	22/02/2021-31/12/2021_MP 1 st	2,599
19.	GS10922 (VPA-18)	22/03/2021-31/12/2021_MP 1 st	7,461
20.	GS10923 (VPA-19)	15/04/2021-31/12/2021_MP 1 st	7,264
21.	GS10924 (VPA-20)	14/04/2021-31/12/2021_MP 1 st	2,559
Total			169,085

The verification team confirms that the calculation of baseline emission and emission reductions is in accordance with the applied methodological equation and the VPAs. Calculations have been checked and confirmed from the ER spreadsheet/02/.

The verification took cognizance of § 356 of CDM VVS for PoA, version 03.0 and GS4GG requirements.

E.3.5.2. Calculation of project GHG emissions or actual net GHG removals by sinks

>>

NA.

E.3.5.3. Calculation of leakage GHG emissions

Means of verification	Document Review, Interview
Conclusion	As per para 6 of the applied methodology, the CME has conducted the survey to analyse the applicability of leakage emissions. It is found that the project activity doesn't qualify for any of the criteria for considering leakage emission. Hence, As defined under The Gold Standard Simplified Methodology for Efficient Cookstoves, the net emission reductions (ER _y) for a micro-scale programme of activities (POA) need to be discounted by a factor of 0.95 to account for leakages related to non-renewable biomass saved by the project activity.

E.3.5.4. Summary of calculation of GHG emission reductions or net GHG removals by sinks

Means of verification	Document Review, Interview																											
Conclusion	The verification team confirms that all parameters are used correctly in the calculations, all results are verifiable and transparent, all assumptions are described and based on verifiable evidence, and calculations are done in accordance with the pre-defined formulae from VPAs. The total number of ERs achieved during the monitoring period for VPAs is below:																											
	<table border="1"> <thead> <tr> <th>SR. NO.</th> <th>VPA</th> <th>Emission Reduction (VERs)</th> </tr> </thead> <tbody> <tr> <td>1.</td> <td>GS2456 (VPA-01)</td> <td>5,656</td> </tr> <tr> <td>2.</td> <td>GS3516 (VPA-02)</td> <td>4,668</td> </tr> <tr> <td>3.</td> <td>GS3517 (VPA-03)</td> <td>8,919</td> </tr> <tr> <td>4.</td> <td>GS3518 (VPA-04)</td> <td>8,452</td> </tr> <tr> <td>5.</td> <td>GS3519 (VPA-05)</td> <td>8,193</td> </tr> <tr> <td>6.</td> <td>GS3520 (VPA-06)</td> <td>9,860</td> </tr> <tr> <td>7.</td> <td>GS3521 (VPA-07)</td> <td>8,418</td> </tr> <tr> <td>8.</td> <td>GS3522 (VPA-08)</td> <td>8,760</td> </tr> </tbody> </table>	SR. NO.	VPA	Emission Reduction (VERs)	1.	GS2456 (VPA-01)	5,656	2.	GS3516 (VPA-02)	4,668	3.	GS3517 (VPA-03)	8,919	4.	GS3518 (VPA-04)	8,452	5.	GS3519 (VPA-05)	8,193	6.	GS3520 (VPA-06)	9,860	7.	GS3521 (VPA-07)	8,418	8.	GS3522 (VPA-08)	8,760
SR. NO.	VPA	Emission Reduction (VERs)																										
1.	GS2456 (VPA-01)	5,656																										
2.	GS3516 (VPA-02)	4,668																										
3.	GS3517 (VPA-03)	8,919																										
4.	GS3518 (VPA-04)	8,452																										
5.	GS3519 (VPA-05)	8,193																										
6.	GS3520 (VPA-06)	9,860																										
7.	GS3521 (VPA-07)	8,418																										
8.	GS3522 (VPA-08)	8,760																										

9.	GS3523 (VPA-09)	9,049
10.	GS3524 (VPA-10)	9,006
11.	GS6152 (VPA-11)	10,000
12.	GS6419 (VPA-12)	9,829
13.	GS6420 (VPA-13)	8,497
14.	GS10778 (VPA-14)	10,000
15.	GS10779 (VPA-15)	10,000
16.	GS10780 (VPA-16)	10,000
17.	GS10781 (VPA-17)	9,895
18.	GS11074 (VPA-29)	2,599
19.	GS10922 (VPA-18)	7,461
20.	GS10923 (VPA-19)	7,264
21.	GS10924 (VPA-20)	2,559
Total		169,085

In summary, the verification team confirms that the actual emission reduction is lower than the estimate of the VPAs for the current monitoring period.

The verification took cognizance of § 356 of CDM VVS PoAs, version 03, and GS4GG requirements.

Title and UNFCCC reference number of the VPA	Baseline emissions or baseline net GHG removals by sinks (tCO ₂ e)	Project emissions or actual net GHG removals by sinks (tCO ₂ e)	Leakage (tCO ₂ e)	GHG emission reductions or net GHG removals by sinks (tCO ₂ e)	
				Amount achieved from 1 st January 2021 to 31 st December 2021	Amount achieved in the monitoring period
GS2456 (VPA-01),	-	-	-	5,656	5,656
GS3516 (VPA-02),	-	-	-	4,668	4,668
GS3517 (VPA-03),	-	-	-	8,919	8,919
GS3518 (VPA-04),	-	-	-	8,452	8,452
GS3519 (VPA-05),	-	-	-	8,193	8,193
GS3520 (VPA-06),	-	-	-	9,860	9,860
GS3521 (VPA-07),	-	-	-	8,418	8,418
GS3522 (VPA-08),	-	-	-	8,760	8,760
GS3523 (VPA-09),	-	-	-	9,049	9,049
GS3524 (VPA-10),	-	-	-	9,006	9,006
GS6152 (VPA-11),	-	-	-	10,000	10,000
GS6419 (VPA-12),	-	-	-	9,829	9,829
GS6420 (VPA-13),	-	-	-	8,497	8,497
GS10778 (VPA-14),	-	-	-	10,000	10,000
GS10779 (VPA-15),	-	-	-	10,000	10,000
GS10780 (VPA-16),	-	-	-	10,000	10,000
GS10781 (VPA-17),	-	-	-	9,895	9,895

				Amount achieved from 22 nd February 2021 to 31 st December 2021	
GS11074 (VPA-29),	-	-	-	2,559	2,559
				Amount achieved from 22 nd March 2021 to 31 st December 2021	
GS10922 (VPA-18),	-	-	-	7,461	7,461
				Amount achieved from 15 th April 2021 to 31 st December 2021	
GS10923 (VPA-19)	-	-	-	7,264	7,264
				Amount achieved from 14 th April 2021 to 31 st December 2021	
GS10924 (VPA-20)	-	-	-	2,559	2,559

E.3.5.5. Comparison of actual GHG emission reductions or net GHG removals by sinks with estimates in included VPA

Means of verification	Document Review
Findings	-
Conclusion	A comparison of the actual GHG emission reductions with the estimates in the included specific VPA is given in the below table. The verification team took cognizance of § 356 of CDM VVS for PoAs, version 03, and GS4GG requirements.

Title and UNFCCC reference number of the VPA	Value estimated in an ex-ante calculation in the included VPA-DD(s)	Actual values achieved by the VPAs during this monitoring period
GS2456 (VPA-01),	9,991	5,656
GS3516 (VPA-02),	9,563	4,668
GS3517 (VPA-03),	10,000	8,919
GS3518 (VPA-04),	9,995	8,452
GS3519 (VPA-05),	9,994	8,193
GS3520 (VPA-06),	10,000	9,860
GS3521 (VPA-07),	10,000	8,418
GS3522 (VPA-08),	9,994	8,760
GS3523 (VPA-09),	9,990	9,049
GS3524 (VPA-10),	9,999	9,006
GS6152 (VPA-11),	9,615	10,000

GS6419 (VPA-12),	9,702	9,829
GS6420 (VPA-13),	9,702	8,497
GS10778 (VPA-14),	9,904	10,000
GS10779 (VPA-15),	9,904	10,000
GS10780 (VPA-16),	9,904	10,000
GS10781 (VPA-17),	9,904	9,895
GS11074 (VPA-29),	5,993	2,599
GS10922 (VPA-18),	6,534	7,461
GS10923 (VPA-19)	6,534	7,264
GS10924 (VPA-20)	6,534	2,559

E.3.5.6. Remarks on difference from estimated value in included VPA

Means of verification	Document review
Findings	-
Conclusion	<p>The actual emission reductions for VPA 11, VPA12, VPA14, VPA15, VPA16, VPA18, and VPA 19 are more than the ex-ante estimated values in the VPA-DDs. CME has added the remark under section E.6 of the MR which was further assessed by VVB for each VPA as follows:</p> <p>VPA 11 & VPA 12 CME Remark:</p> <p>SDG 13 Emission reductions: For the VPA-11 and VPA-12 the ER estimates are slightly higher than the expected issuances in the associated VPA-DDs. This is explained by the increased number of households compared to ex-ante estimates (i.e. 3,437 (VPA-11) and 3,330 (VPA-12) vs. 3,100 in ex-ante estimates).</p> <p>VVB assessment:</p> <p>VVB has confirmed from registered VPA-DD under B.6.4 number of households considered is 3,100 for VPA11 and VPA12 as for this monitoring period number of a household being benefitted is more than estimated which is the reason for increase in VERs than estimated in registered VPA-DD which deemed to be appropriate.</p> <p>VPA14, VPA15, VPA16 CME remark:</p> <p>SDG 13 Emission reductions: the ER estimates of the VPAs 14, 15 & 16 are higher than the expected issuances in the associated VPA-DDs. This is explained by difference in the parameters $U_{p,y}$, and $DF_{b,stoves}$, i.e. the cookstove usage rate and discount factor to account for the use of baseline stove in the project scenario. Compared to ex-ante estimates (respectively 80% and 2%), the parameters for this MP are higher (respectively >90% and <0%). This increase is explained by the fact that the targeted populations welcome the use of the F3PA cookstove positively and dropped the habit of using the traditional three-stones open fires.</p> <p>VVB assessment</p> <p>CME has given a justification for an increase in ERs than estimated in VPA-DD which was further assessed as $U_{p,y}$, and $DF_{b,stoves}$ i.e. the cookstove usage rate</p>

	<p>and discount factor to account for the use of baseline stove in the project scenario, $U_{p,y}$ was further crosschecked during a remote interviews end-user confirmed they are no longer using the baseline stove while using the project stove due to which $U_{p,y}$ is increase which is the reason for an increase in Emission Reduction for this monitoring period which deemed to be appropriate.</p> <p>VPA18 & VPA 19 CME remark</p> <p>for VPA-18 and VPA-19, the ex-post estimates for MP1 are higher than the ex-ante estimation presented in the PDD. The differences come from:</p> <ul style="list-style-type: none"> • Number of household equivalent: $N_{p,1}$ in VPA-DDs vs. 1,841 for VPA-18 and 1,792 for VPA-19. • Usage rate: $U_{p,1}$ 95% in VPA-DDs vs. 97% • Discount factor to account for the use of baseline stove: $DF_{b, stove,1}$ 2% in VPA-DDs vs. 0.15%. <p>VVB assessment</p> <p>in accordance with section B.6.4 of the latest registered VPA-DD for VPA 18 & VPA 19 value consider for NP_i during Ex-ante calculation was 1,680, however during an MP1 the value for $NP_{,1}$ is considered as 1,841 for VPA-18 and 1,792 for VPA-19, further usage rate was cross checked during and remote site visit by interviewing the end user as they confirmed they are no longer using the baseline stove, which is the reason for an increase in ERs calculated for this monitoring period which is deemed to be appropriate in opinion of VVB</p>
--	--

E.3.6. Assessment of reported sustainable development co-benefits.

Means of verification	Document Review, Interview
Findings	-
Conclusion	<p>The Verification team confirms that the data and parameters monitored related to sustainable development co-benefits are in compliance with the VPAs and the monitoring plan. A complete assessment of each of the monitored parameters has been provided in Appendix 6 of the verification report.</p> <p>The verification took cognizance of § 359 - §361 of CDM VVS for PoAs, Version 03.0 GS4GG Requirements</p>

SECTION F. Internal quality control

>>

The final verification report passed a technical review. A technical reviewer qualified in accordance with the CCIPL's qualification scheme for CDM validation and verification has performed the technical review.

SECTION G. Verification opinion

>>

Carbon Check (India) Private Ltd. has performed the third verification of the GS Programme of Activities" GS 1340 "Efficient cookstoves in Burkina Faso (PoA)" (hereafter referred to as "Programme of Activities or PoA") for the GS2456 (VPA-01), GS3516 (VPA-02), GS3517 (VPA-03), GS3518 (VPA-04), GS3519 (VPA-05), GS3520 (VPA-06), GS3521 (VPA-07), GS3522 (VPA-08), GS3523 (VPA-09), GS3524 (VPA-10), GS6152 (VPA-11), GS6419 (VPA-12), GS6420 (VPA-13), GS10778 (VPA-14), GS10779 (VPA-15),

GS10780 (VPA-16), GS10781 (VPA-17), GS11074 (VPA-29), GS10922 (VPA-18), GS10923 (VPA-19) & GS10924 (VPA-20).

The verification team assigned by the VVB concludes that the PoA (Version 4.0, dated 29/10/2015), GS2456 (VPA-01), GS3516 (VPA-02), GS3517 (VPA-03), GS3518 (VPA-04), GS3519 (VPA-05), GS3520 (VPA-06), GS3521 (VPA-07), GS3522 (VPA-08), GS3523 (VPA-09), GS3524 (VPA-10), GS6152 (VPA-11), GS6419 (VPA-12), GS6420 (VPA-13), GS10778 (VPA-14), GS10779 (VPA-15), GS10780 (VPA-16), GS10781 (VPA-17), GS11074 (VPA-29), GS10922 (VPA-18), GS10923 (VPA-19) & GS10924 (VPA-20), as described in the VPA-DD and the Monitoring report/01/, meet all relevant GS4GG requirements and requirements of the UNFCCC for CDM project activities including article 12 of the Kyoto Protocol and paragraph 62 of CDM M&P, the modalities and procedures for CDM (Marrakesh Accords) and the subsequent decisions by the COP/MOP and CDM Executive Board.

Verification methodology and process:

The Verification team confirms the contractual relationship signed on 16/01/2023 between the VVB, Carbon Check (India) Private Ltd., and SustainCert the entity authorized by Co-ordinating Managing Entity/ Project Participant, (CO2logic, Association tiipaalga). The team assigned to the verification meets the Carbon Check (India) Private Ltd.'s internal procedures including the UNFCCC and GS requirements for the team composition and competence. The verification team has conducted a thorough contract review as per UNFCCC and Carbon Check's procedures and requirements.

The verification is being performed as per the requirements described in the CDM VVS for PoAs, version 03.0, and GS4GG requirements and constitutes the review and completion of the following steps:

- Reviewing the PoA GS1340 (Version 4.0 dated 29/10/2015), the GS2456 (VPA-01), GS3516 (VPA-02), GS3517 (VPA-03), GS3518 (VPA-04), GS3519 (VPA-05), GS3520 (VPA-06), GS3521 (VPA-07), GS3522 (VPA-08), GS3523 (VPA-09), GS3524 (VPA-10), GS6152 (VPA-11), GS6419 (VPA-12), GS6420 (VPA-13), GS10778 (VPA-14), GS10779 (VPA-15), GS10780 (VPA-16), GS10781 (VPA-17), GS11074 (VPA-29), GS10922 (VPA-18), GS10923 (VPA-19) & GS10924 (VPA-20) to include the monitoring plan and the corresponding verification report.
- Previous verification and certification reports and the monitoring reports for the previous monitoring periods.
- Desk review of the validation report, MR, and other relevant documents including documents related to the project activities in emission reductions.
- Review of the applied monitoring methodology (Simplified Methodology for Efficient Cookstoves, Version 01, February 2013).
- Review of any CMP and EB decisions, clarifications, and guidance.
- Resolution of CARs and CLs raised during verification.
- Issuance of Verification Report.

The voluntary project activities were correctly implemented according to the selected monitoring methodology, monitoring plan, and VPA/s. The monitoring system was installed, and maintained in a proper manner, while collected monitoring data allowed for the verification of the amount of achieved GHG emission reductions. Through the review, the verification team confirms that the PoA has resulted in the emission reductions as mentioned below during their respective monitoring period and achieved SDG benefits as detailed in Appendix 6 for the period.

Verified emission reductions:

SR. NO.	VPA	Emission Reduction (VERs)
1.	GS2456 (VPA-01)	5,656
2.	GS3516 (VPA-02)	4,668
3.	GS3517 (VPA-03)	8,919
4.	GS3518 (VPA-04)	8,452

5.	GS3519 (VPA-05)	8,193
6.	GS3520 (VPA-06)	9,860
7.	GS3521 (VPA-07)	8,418
8.	GS3522 (VPA-08)	8,760
9.	GS3523 (VPA-09)	9,049
10.	GS3524 (VPA-10)	9,006
11.	GS6152 (VPA-11)	10,000
12.	GS6419 (VPA-12)	9,829
13.	GS6420 (VPA-13)	8,497
14.	GS10778 (VPA-14)	10,000
15.	GS10779 (VPA-15)	10,000
16.	GS10780 (VPA-16)	10,000
17.	GS10781 (VPA-17)	9,895
18.	GS11074 (VPA-29)	2,599
19.	GS10922 (VPA-18)	7,461
20.	GS10923 (VPA-19)	7,264
21.	GS10924 (VPA-20)	2,559
Total		169,085

The sustainable development contribution achieved during this monitoring period is shown in Appendix 6. CCIPL as a VVB is therefore pleased to issue a positive verification opinion in the attached Certification statement.

SECTION H. Certification statement

>>

Carbon Check (India) Private Ltd., the VVB, has performed the verification of the GS Programme of Activities, GS 1340 “Efficient cookstoves in Burkina Faso (PoA)” in “Burkina Faso”. The PoA involves the replacement of less efficient three-stone cooking stoves with improved energy-efficient cooking stoves which are more efficient. The activity involves the distribution and maintenance of domestic and non-domestic improved cookstoves (ICS) through local implementation partners (IP). The improved cookstoves (ICS) distributed under VPA are more efficient in transferring heat from the fuel to the pot when compared to the three-stone stove typically used in the baseline. By replacing inefficient stoves, the PoA will save on the consumption of woody biomass/charcoal and reduces GHG emissions.

The voluntary project activities of the Programme of Activities are designed to generate emission reductions by the distribution of fuel-efficient wood fuel-based cookstoves in Burkina Faso. The CME and VPA implementer is responsible for the collection of data in accordance with the monitoring plan and reporting GHG emissions reductions from the voluntary project activity/ies. It is VVB’s responsibility to express an independent verification statement on the reported GHG emission reductions from the component project/s. The VVB does not express any opinion on the selected baseline scenario or on the validated and registered PoA-DD/VPA-DD. The verification is carried out in line with the CDM VVS and GS4GG requirements.

The verification was performed to identify the compliance of the component project with implementation and monitoring requirements and to verify the actual amount of emission reductions achieved by the project, through obtaining evidence that included.

- i) Checking whether the provisions of the monitoring methodology and the monitoring plan were consistently and appropriately applied and
- ii) The collection of evidence supporting the reported data.

The verification is based on:

- PoA, Version 4.0 dated 29/10/2015.

- GS2456 (VPA-01), GS3516 (VPA-02), GS3517 (VPA-03), GS3518 (VPA-04), GS3519 (VPA-05), GS3520 (VPA-06), GS3521 (VPA-07), GS3522 (VPA-08), GS3523 (VPA-09), GS3524 (VPA-10), GS6152 (VPA-11), GS6419 (VPA-12), GS6420 (VPA-13), GS10778 (VPA-14), GS10779 (VPA-15), GS10780 (VPA-16), GS10781 (VPA-17), GS11074 (VPA-29), GS10922 (VPA-18), GS10923 (VPA-19) & GS10924 (VPA-20) are included in the PoA and its monitoring plan for the monitoring period is from for all 21VPAs are as follows:

SR. NO.	VPA	Monitoring period and Number
1.	GS2456 (VPA-01)	01/01/2021-31/12/2021_MP 7 th
2.	GS3516 (VPA-02)	01/01/2021-31/12/2021_MP 7 th
3.	GS3517 (VPA-03)	01/01/2021-31/12/2021_MP 7 th
4.	GS3518 (VPA-04)	01/01/2021-31/12/2021_MP 7 th
5.	GS3519 (VPA-05)	01/01/2021-31/12/2021_MP 7 th
6.	GS3520 (VPA-06)	01/01/2021-31/12/2021_MP 7 th
7.	GS3521 (VPA-07)	01/01/2021-31/12/2021_MP 7 th
8.	GS3522 (VPA-08)	01/01/2021-31/12/2021_MP 7 th
9.	GS3523 (VPA-09)	01/01/2021-31/12/2021_MP 7 th
10.	GS3524 (VPA-10)	01/01/2021-31/12/2021_MP 7 th
11.	GS6152 (VPA-11)	01/01/2021-31/12/2021_MP 4 th
12.	GS6419 (VPA-12)	01/01/2021-31/12/2021_MP 3 rd
13.	GS6420 (VPA-13)	01/01/2021-31/12/2021_MP 2 nd
14.	GS10778 (VPA-14)	01/01/2021-31/12/2021_MP 2 nd
15.	GS10779 (VPA-15)	01/01/2021-31/12/2021_MP 2 nd
16.	GS10780 (VPA-16)	01/01/2021-31/12/2021_MP 2 nd
17.	GS10781 (VPA-17)	01/01/2021-31/12/2021_MP 2 nd
18.	GS11074 (VPA-29)	22/02/2021-31/12/2021_MP 1 st
19.	GS10922 (VPA-18)	22/03/2021-31/12/2021_MP 1 st
20.	GS10923 (VPA-19)	15/04/2021-31/12/2021_MP 1 st
21.	GS10924 (VPA-20)	14/04/2021-31/12/2021_MP 1 st

- Approved GS monitoring methodology Gold Standard Methodology Simplified Methodology for Efficient Cookstoves, Version 01, February 2013
- Validation report for the PoA and the VPA.
- For VPA 01- VPA 10 Monitoring report Version 2.0 dated 16/03/2023.
- For VPA 11- VPA13 Monitoring report Version 2.0 dated 16/03/2023.
- For VPA 14- VPA17 & VPA 29 Monitoring report Version 2.0 dated 24/03/2023.
- For VPA 18- VPA 20 Monitoring report Version 2.0 dated 24/03/2023:
- This statement covers the verification period as follows:

SR. NO.	VPA	Monitoring period and Number
1.	GS2456 (VPA-01)	01/01/2021-31/12/2021_MP 7 th
2.	GS3516 (VPA-02)	01/01/2021-31/12/2021_MP 7 th
3.	GS3517 (VPA-03)	01/01/2021-31/12/2021_MP 7 th
4.	GS3518 (VPA-04)	01/01/2021-31/12/2021_MP 7 th

5.	GS3519 (VPA-05)	01/01/2021-31/12/2021_MP 7 th
6.	GS3520 (VPA-06)	01/01/2021-31/12/2021_MP 7 th
7.	GS3521 (VPA-07)	01/01/2021-31/12/2021_MP 7 th
8.	GS3522 (VPA-08)	01/01/2021-31/12/2021_MP 7 th
9.	GS3523 (VPA-09)	01/01/2021-31/12/2021_MP 7 th
10.	GS3524 (VPA-10)	01/01/2021-31/12/2021_MP 7 th
11.	GS6152 (VPA-11)	01/01/2021-31/12/2021_MP 4 th
12.	GS6419 (VPA-12)	01/01/2021-31/12/2021_MP 3 rd
13.	GS6420 (VPA-13)	01/01/2021-31/12/2021_MP 2 nd
14.	GS10778 (VPA-14)	01/01/2021-31/12/2021_MP 2 nd
15.	GS10779 (VPA-15)	01/01/2021-31/12/2021_MP 2 nd
16.	GS10780 (VPA-16)	01/01/2021-31/12/2021_MP 2 nd
17.	GS10781 (VPA-17)	01/01/2021-31/12/2021_MP 2 nd
18.	GS11074 (VPA-29)	22/02/2021-31/12/2021_MP 1 st
19.	GS10922 (VPA-18)	22/03/2021-31/12/2021_MP 1 st
20.	GS10923 (VPA-19)	15/04/2021-31/12/2021_MP 1 st
21.	GS10924 (VPA-20)	14/04/2021-31/12/2021_MP 1 st

(Inclusive of both the dates).

The VVB had raised One (1) Forward action Request, Six (6) clarifications, and forty-two (42) Corrective action requests which have been resolved by the CME.

The VVB considers it necessary to give reasonable assurance that reported GHG emission reductions were calculated correctly on the basis of the monitoring methodology and that the monitoring plan contained in the VPAs is fairly stated.

The VVB, hereby certifies that the project activity achieved emission reductions by sources of GHG equal to the table below for the period for all 21 VPAs are as follows:

SR. NO.	VPA	Monitoring period and Number
1.	GS2456 (VPA-01)	01/01/2021-31/12/2021_MP 7 th
2.	GS3516 (VPA-02)	01/01/2021-31/12/2021_MP 7 th
3.	GS3517 (VPA-03)	01/01/2021-31/12/2021_MP 7 th
4.	GS3518 (VPA-04)	01/01/2021-31/12/2021_MP 7 th
5.	GS3519 (VPA-05)	01/01/2021-31/12/2021_MP 7 th
6.	GS3520 (VPA-06)	01/01/2021-31/12/2021_MP 7 th
7.	GS3521 (VPA-07)	01/01/2021-31/12/2021_MP 7 th
8.	GS3522 (VPA-08)	01/01/2021-31/12/2021_MP 7 th
9.	GS3523 (VPA-09)	01/01/2021-31/12/2021_MP 7 th
10.	GS3524 (VPA-10)	01/01/2021-31/12/2021_MP 7 th
11.	GS6152 (VPA-11)	01/01/2021-31/12/2021_MP 4 th
12.	GS6419 (VPA-12)	01/01/2021-31/12/2021_MP 3 rd
13.	GS6420 (VPA-13)	01/01/2021-31/12/2021_MP 2 nd
14.	GS10778 (VPA-14)	01/01/2021-31/12/2021_MP 2 nd
15.	GS10779 (VPA-15)	01/01/2021-31/12/2021_MP 2 nd
16.	GS10780 (VPA-16)	01/01/2021-31/12/2021_MP 2 nd

17.	GS10781 (VPA-17)	01/01/2021-31/12/2021_MP 2 nd
18.	GS11074 (VPA-29)	22/02/2021-31/12/2021_MP 1 st
19.	GS10922 (VPA-18)	22/03/2021-31/12/2021_MP 1 st
20.	GS10923 (VPA-19)	15/04/2021-31/12/2021_MP 1 st
21.	GS10924 (VPA-20)	14/04/2021-31/12/2021_MP 1 st


(inclusive of both the dates).and achieved SDG benefits as detailed in Appendix 6 for the period and all monitoring requirements have been fulfilled and is substantiated by an audit trail that contains evidence and records.

SR. NO.	VPA	Emission Reduction (VERs)
1.	GS2456 (VPA-01)	5,656
2.	GS3516 (VPA-02)	4,668
3.	GS3517 (VPA-03)	8,919
4.	GS3518 (VPA-04)	8,452
5.	GS3519 (VPA-05)	8,193
6.	GS3520 (VPA-06)	9,860
7.	GS3521 (VPA-07)	8,418
8.	GS3522 (VPA-08)	8,760
9.	GS3523 (VPA-09)	9,049
10.	GS3524 (VPA-10)	9,006
11.	GS6152 (VPA-11)	10,000
12.	GS6419 (VPA-12)	9,829
13.	GS6420 (VPA-13)	8,497
14.	GS10778 (VPA-14)	10,000
15.	GS10779 (VPA-15)	10,000
16.	GS10780 (VPA-16)	10,000
17.	GS10781 (VPA-17)	9,895
18.	GS11074 (VPA-29)	2,599
19.	GS10922 (VPA-18)	7,461
20.	GS10923 (VPA-19)	7,264
21.	GS10924 (VPA-20)	2,559
Total		169,085

Appendix 1. Abbreviations

Abbreviations	Full texts
AQL	Acceptable Quality Limit
CDM	Clean Development Mechanism
CER	Certified Emission Reduction
CAR	Corrective Action Request
CC IPL	Carbon Check (India) Private Ltd.
CER	Certified Emission Reduction
CL	Clarification Request
CME	Co-ordinating and Managing entity
VPA	Voluntary Project Activity
VPA-DD	Voluntary Project Activity Design Document
CO ₂	Carbon Dioxide
CO ₂ e	Carbon Dioxide Equivalent
DR	Document review
DVR	Draft Verification Report
EB	CDM Executive Board
EF	Emission Factor
EI	External individual
FA	Final Approval
FAR	Forward Action Request
FVR	Final verification Report
GACC	Global Alliance for Clean Cookstoves
GHG	Greenhouse gas(es)
GS4GG	Gold Standard for the Global Goals
GWh	Giga Watt Hour
I	Interview
IPCC	Intergovernmental Panel on Climate Change
IR	Internal resource
MP	Monitoring Period
MWh	Mega Watt Hour
MR	Monitoring Report
PoA	Programme of Activities
PoA-DD	Programme of Activities Design Document
PP	Project Participant
QC/QA	Quality control /Quality assurance
SDG	Sustainable Development Goal
TA	Technical Area
TR	Technical Review
TRF	Transition Request Form
UNFCCC	United Nations Framework Convention on Climate Change
UQL	Unacceptable Quality Limit
VVS	Validation and Verification Standard
VVB	Validation & Verification Body
WBT	Water boiling test
ICS	Improved cook stove

Appendix 2. Competence of team members and technical reviewers



Carbon Check (India) Private Limited

Certificate of Competency

Mr. Harish Sharma

has been qualified as per CCIPL's internal qualification procedures in accordance with the requirements of CDM AS (V7.0), ISO/IEC14065:2020, ISO/IEC 17029:2019 and other applicable GHG programs:



for the following functions and requirements:

<input checked="" type="checkbox"/> Validator	<input checked="" type="checkbox"/> Verifier	<input checked="" type="checkbox"/> Team Leader	<input checked="" type="checkbox"/> Technical Expert
<input type="checkbox"/> Technical Reviewer	<input type="checkbox"/> Health Expert	<input type="checkbox"/> Gender Expert	<input type="checkbox"/> Plastic Waste Expert
<input checked="" type="checkbox"/> SDG+	<input checked="" type="checkbox"/> Social no-harm(S+)	<input checked="" type="checkbox"/> Environment no-harm(E+)	<input type="checkbox"/> CCB Expert
<input type="checkbox"/> Financial Expert	<input checked="" type="checkbox"/> Local Expert for India		

in the following Technical Areas:

<input checked="" type="checkbox"/> TA 1.1	<input checked="" type="checkbox"/> TA 1.2	<input type="checkbox"/> TA 2.1	<input checked="" type="checkbox"/> TA 3.1	<input type="checkbox"/> TA 4.1
<input type="checkbox"/> TA 4. n	<input type="checkbox"/> TA 5.1	<input type="checkbox"/> TA 5.2	<input type="checkbox"/> TA 7.1	<input type="checkbox"/> TA 8.1
<input type="checkbox"/> TA 9.1	<input type="checkbox"/> TA 9.2	<input type="checkbox"/> TA 10.1	<input checked="" type="checkbox"/> TA 13.1	<input type="checkbox"/> TA 13.2
<input type="checkbox"/> TA 14.1	<input type="checkbox"/> TA 15.1			

Issue Date 1st January 2023	Expiry Date 31st December 2023
---	--

 <hr style="width: 80%; margin: 0 auto;"/> Mr. Vikash Kumar Singh Compliance Officer	 <hr style="width: 80%; margin: 0 auto;"/> Mr. Amit Anand CEO
--	--

CCIPL_FM 7.9 Certificate of Competency_V2.1_012023



Carbon Check (India) Private Limited

Certificate of Competency

Mr. Siddhant Bankar

has been qualified as per CCIPL's internal qualification procedures in accordance with the requirements of CDM AS (V7.0), ISO/IEC14065:2020, ISO/IEC 17029:2019 and other applicable GHG programs:

for the following functions and requirements:


- | | | | |
|---|--|--|--|
| <input checked="" type="checkbox"/> Validator | <input checked="" type="checkbox"/> Verifier | <input type="checkbox"/> Team Leader | <input checked="" type="checkbox"/> Technical Expert |
| <input type="checkbox"/> Technical Reviewer | <input type="checkbox"/> Health Expert | <input type="checkbox"/> Gender Expert | <input type="checkbox"/> Plastic Waste Expert |
| <input type="checkbox"/> SDG+ | <input type="checkbox"/> Social no-harm(S+) | <input type="checkbox"/> Environment no-harm(E+) | <input type="checkbox"/> CCB Expert |
| <input type="checkbox"/> Financial Expert | <input checked="" type="checkbox"/> Local Expert for India | | |

in the following Technical Areas:

- | | | | | |
|----------------------------------|--|----------------------------------|---|----------------------------------|
| <input type="checkbox"/> TA 1.1 | <input checked="" type="checkbox"/> TA 1.2 | <input type="checkbox"/> TA 2.1 | <input checked="" type="checkbox"/> TA 3.1 | <input type="checkbox"/> TA 4.1 |
| <input type="checkbox"/> TA 4. n | <input type="checkbox"/> TA 5.1 | <input type="checkbox"/> TA 5.2 | <input type="checkbox"/> TA 7.1 | <input type="checkbox"/> TA 8.1 |
| <input type="checkbox"/> TA 9.1 | <input type="checkbox"/> TA 9.2 | <input type="checkbox"/> TA 10.1 | <input checked="" type="checkbox"/> TA 13.1 | <input type="checkbox"/> TA 13.2 |
| <input type="checkbox"/> TA 14.1 | <input type="checkbox"/> TA 15.1 | | | |

Issue Date
1st January 2023

Expiry Date
31st December 2023



Mr. Vikash Kumar Singh
Compliance Officer



Mr. Amit Anand
CEO



Carbon Check (India) Private Limited

Certificate of Competency

Ms. Tekapso Leslie

has been qualified as per CCIPL's internal qualification procedures in accordance with the requirements of CDM AS (V7.0), ISO/IEC 14065:2020, ISO/IEC 17029:2019 and other applicable GHG programs:

for the following functions and requirements:


- | | | | |
|---|--|--|---|
| <input type="checkbox"/> Validator | <input type="checkbox"/> Verifier | <input type="checkbox"/> Team Leader | <input type="checkbox"/> Technical Expert |
| <input type="checkbox"/> Technical Reviewer | <input type="checkbox"/> Health Expert | <input type="checkbox"/> Gender Expert | <input type="checkbox"/> Plastic Waste Expert |
| <input type="checkbox"/> SDG+ | <input type="checkbox"/> Social no-harm(S+) | <input type="checkbox"/> Environment no-harm(E+) | <input type="checkbox"/> CCB Expert |
| <input type="checkbox"/> Financial Expert | <input checked="" type="checkbox"/> Local Expert for Cameroon, Madagascar, Cote d' Ivoire, Burkino Fasos | | |

in the following Technical Areas:

- | | | | | |
|----------------------------------|----------------------------------|----------------------------------|----------------------------------|----------------------------------|
| <input type="checkbox"/> TA 1.1 | <input type="checkbox"/> TA 1.2 | <input type="checkbox"/> TA 2.1 | <input type="checkbox"/> TA 3.1 | <input type="checkbox"/> TA 4.1 |
| <input type="checkbox"/> TA 4. n | <input type="checkbox"/> TA 5.1 | <input type="checkbox"/> TA 5.2 | <input type="checkbox"/> TA 7.1 | <input type="checkbox"/> TA 8.1 |
| <input type="checkbox"/> TA 9.1 | <input type="checkbox"/> TA 9.2 | <input type="checkbox"/> TA 10.1 | <input type="checkbox"/> TA 13.1 | <input type="checkbox"/> TA 13.2 |
| <input type="checkbox"/> TA 14.1 | <input type="checkbox"/> TA 15.1 | | | |

Issue Date

21st March 2023



Mr. Vikash Kumar Singh
Compliance Officer

Expiry Date

20th March 2024



Mr. Amit Anand
CEO



Carbon Check (India) Private Limited

Certificate of Competency

Ms. Indumathi C

has been qualified as per CCIPL's internal qualification procedures in accordance with the requirements of CDM AS (V7.0), ISO/IEC 14065:2020, ISO/IEC 17029:2019 and other applicable GHG programs:

for the following functions and requirements:

- | | | | |
|--|--|---|--|
| <input checked="" type="checkbox"/> Validator | <input checked="" type="checkbox"/> Verifier | <input checked="" type="checkbox"/> Team Leader | <input checked="" type="checkbox"/> Technical Expert |
| <input checked="" type="checkbox"/> Technical Reviewer | <input type="checkbox"/> Health Expert | <input type="checkbox"/> Gender Expert | <input type="checkbox"/> Plastic Waste Expert |
| <input checked="" type="checkbox"/> SDG+ | <input checked="" type="checkbox"/> Social no-harm(S+) | <input checked="" type="checkbox"/> Environment no-harm(E+) | <input type="checkbox"/> CCB Expert |
| <input checked="" type="checkbox"/> Financial Expert | <input checked="" type="checkbox"/> Local Expert for India and Sri Lanka | | |

in the following Technical Areas:


- | | | | | |
|--|--|----------------------------------|---|---|
| <input checked="" type="checkbox"/> TA 1.1 | <input checked="" type="checkbox"/> TA 1.2 | <input type="checkbox"/> TA 2.1 | <input checked="" type="checkbox"/> TA 3.1 | <input type="checkbox"/> TA 4.1 |
| <input type="checkbox"/> TA 4. n | <input type="checkbox"/> TA 5.1 | <input type="checkbox"/> TA 5.2 | <input type="checkbox"/> TA 7.1 | <input type="checkbox"/> TA 8.1 |
| <input type="checkbox"/> TA 9.1 | <input type="checkbox"/> TA 9.2 | <input type="checkbox"/> TA 10.1 | <input checked="" type="checkbox"/> TA 13.1 | <input checked="" type="checkbox"/> TA 13.2 |
| <input type="checkbox"/> TA 14.1 | <input type="checkbox"/> TA 15.1 | | | |

Issue Date

1st January 2023

Expiry Date

31st December 2023



Mr. Vikash Kumar Singh
Compliance Officer



Mr. Amit Anand
CEO

Appendix 3. Documents reviewed or referenced.

No.	Author	Title	Provider
/1/	Co2logic, tiipaalga	Monitoring report: 1. T-PerfCert_V1.1- MR_GS1340_GS2456_GS3516- GS3524_MP7_v2.0 2. GS1340_VPA11-12-13_MR Vintage 2021_v2.0 3. T-PerfCert_V1.1- GS1340-VPA 14-15-16-17_MP2- VPA 29_MP1-MR_v2.0 4. T-PerfCert_V1.1- GS1340-VPA 18-19- 20_MR_MP1_v2.0	CME
/2/	Co2logic, tiipaalga	ER sheet: 1. GS 1340 - VPA 01-10 - ER_MP7_v1.0 2. GS 1340 - VPA 11 - ER_MP4_v1.0 3. GS 1340 - VPA 12 - ER_MP3_v1.0 4. GS 1340 - VPA 13 - ER_MP2_v1.0 5. GS 1340 - VPA 14-15-16-17_MP2- VPA 29_MP1- ER_v1.0 6. GS 1340 - VPA 18 - 19 - 20_ER_MP1_v1.0	CME
/3/	Co2logic, tiipaalga	T-V5.0-Deviation-Request-Form_PoA GS1340 Verification Vintage 2022_v3.0_SC_FINAL.pdf	CME
VPA 01- VPA 10			
/4/	Co2logic, tiipaalga	DR_Tiipaalga_VPA01-10_HH_MP7_v1.0	CME
/5/	Co2logic, tiipaalga	DR_Tiipaalga_VPA01-10_ICCS_MP7_v1.0	CME
/6/	Co2logic, tiipaalga	Grievance book F3PA Bam Loroum VPA1-10	CME
/7/	Co2logic, tiipaalga	GS1340_GS2456_GS3516-24 - VPA1-10 of PoA GS1340 - OO assessment MP7	CME
/8/	Co2logic, tiipaalga	GS1340_VPA01-10_Monitoring Survey_MP7	CME
/9/	Co2logic, tiipaalga	GS1340_VPA1-10_list of surveyed HH_MP7	CME
/10/	Co2logic, tiipaalga	GS1340_VPA1-10_MP7_MS_v1.0	CME
/11/	Co2logic, tiipaalga	GS1340_VPA1-10_MP7_Rapport de formation_with comments	CME
/12/	Co2logic, tiipaalga	Rapport_Evaluation_1er_cycle_Micro-Crédit _an4_2021_with comments	CME
/13/	Co2logic, tiipaalga	Synthèse formations-recyclages-animations- sensibilisation_MP7_F3PA BAM-LOROUM_with comments	CME
/14/	Co2logic, tiipaalga	Synthèse_ formations-recyclages-animations- sensibilisations_2021_F3PA-VPA1-10 MP7	CME
/15/	Co2logic, tiipaalga	tiipaalga_Report WBT thermal efficiency_F3PA_24_07_2015_VF_EN(2)	CME

/16/	Co2logic, tiipaalga	Tiipaalga_VPA1-10_ MP7_Date recente_All HH_v1.0	CME
/17/	Co2logic, tiipaalga	Tiipaalga_VPA1-10_Sampling MP7_v1.0	CME
/18/	Co2logic, tiipaalga	Carbon waivers	CME
/19/	Co2logic, tiipaalga	SDG 4	CME
/20/	Co2logic, tiipaalga	Stakeholder Feedback_LSC_F3PA in Bam and Loroum	CME
VPA 11 to VPA 13			
/21/	Co2logic, tiipaalga	GS1340 - VPA-11-12-13-Vintage 2021 - Consolidated ER calculation v1.0	CME
/22/	Co2logic, tiipaalga	20220715-Grievance book F3PA Kourweogo_with comments	CME
/23/	Co2logic, tiipaalga	Bilan des activités - sensibilisation et formation - VPA 11-12-13_2021_with comments	CME
/24/	Co2logic, tiipaalga	Compte rendu de formation des enqueteurs verification An4_EN translation	CME
/25/	Co2logic, tiipaalga	Compte rendu de formation des enqueteurs verification An4_FR	CME
/26/	Co2logic, tiipaalga	DR_Tiipaalga_VPA-11_HH_20220404_v1.0	CME
/27/	Co2logic, tiipaalga	DR_Tiipaalga_VPA-11_ICCS_20220404_v1.0	CME
/28/	Co2logic, tiipaalga	DR_Tiipaalga_VPA-12_HH_20220404_v1.0	CME
/29/	Co2logic, tiipaalga	DR_Tiipaalga_VPA-12_ICCS_20220404_v1.0	CME
/30/	Co2logic, tiipaalga	DR_Tiipaalga_VPA-13_HH_20220404_v1.0	CME
/31/	Co2logic, tiipaalga	DR_Tiipaalga_VPA-13_ICCS_20220404_v1.0	CME
/32/	Co2logic, tiipaalga	GS1340 VPA11-12-13 list of surveyed HH Vintage 2021	CME
/33/	Co2logic, tiipaalga	GS1340_GS6152_GS6419_GS6420_Verification_Report_SC_Approved(3)	CME
/34/	Co2logic, tiipaalga	GS1340_Monitoring Survey form_VPA-11-12-13 Vintage 2021	CME
/35/	Co2logic, tiipaalga	GS1340_MS_VPA-11-12-13_Vintage 2021_v1.0	CME
/36/	Co2logic, tiipaalga	GS1340_VPA11-12-13_MR Vintage 2021_v1.0	CME
/37/	Co2logic, tiipaalga	Random sequence AG 1-2_20220420-0814-51445	CME
/38/	Co2logic, tiipaalga	Random sequence AG 3-4_20220420-0811-2d967	CME
/39/	Co2logic, tiipaalga	Tiipaalga_DR_VPA-11_ICCS_MP4_20220404_Recent date per HH_v1.0	CME
/40/	Co2logic, tiipaalga	Tiipaalga_DR_VPA-12_ICCS_MP4_20220404_Recent date per HH_v1.0	CME

/41/	Co2logic, tiipaalga	Tiipaalga_DR_VPA-13_ICS_MP4_20220404_Recent date per HH_v1.0	CME
/42/	Co2logic, tiipaalga	Tiipaalga_MS_Sampling_VPA-11-12-13_Vintage 2021_20220404_v1.0	CME
/43/	Co2logic, tiipaalga	Activities SDG 4 2021	CME
/44/	Co2logic, tiipaalga	Pictures SDG 4 2021	CME
/45/	Co2logic, tiipaalga	101.1-OR-POA-T-GS4GG_VPA-DD_PoA GS1340 - VPA-11 - tiipaalga_20190522 v4.0_clean	CME
VPA 14 to VPA 17 & VPA 29			
/46/	Co2logic, tiipaalga	101.1-OR-POA-T-GS4GG_VPA-DD_PoA GS1340 - VPA-29 - F3PA Nahouri _20221027 v4.0_clean	CME
/47/	Co2logic, tiipaalga	GS1340_MS_VPA14-17_MP2_VPA 29_MP1_20220809_ANALYSIS	CME
/48/	Co2logic, tiipaalga	GS1340_Tiipaalga_VPA14-17_BFPT_20201026_Analysis_v2.0(1)	CME
/49/	Co2logic, tiipaalga	GS1340_VPA14-15-16-17_list of surveyed households_MP2	CME
/50/	Co2logic, tiipaalga	GS1340_VPA14-15-16-17-29_MP2_DR_HH_20220330_v1.0	CME
/51/	Co2logic, tiipaalga	GS1340_VPA14-15-16-17-29_MP2_DR_ICS_20220330_v1.0	CME
/52/	Co2logic, tiipaalga	GS1340_VPA14-15-16-17-29_MP2_DR_Recent date_20220330_v1.0	CME
/53/	Co2logic, tiipaalga	GS1340_VPA14-15-16-17-29_MP2_Sampling_20220330_v1.0	CME
/54/	Co2logic, tiipaalga	NAHOURI_FormationRapport_ENGremarks	CME
/55/	Co2logic, tiipaalga	Rapport d'étape de Mise en place_Micro Crédit_2021_Nahouri_Revu_RESE_FR	CME
/56/	Co2logic, tiipaalga	Rapport d'étape de Mise en place_Micro Crédit_2021_Nahouri_Revu_RESE_EN Translation	CME
/57/	Co2logic, tiipaalga	Synthèse animations-formations projets carbone_NAHOURI	CME
/58/	Co2logic, tiipaalga	tiipaalga_Rapport de tests de performance énergétiques_F3PA_24_07_2015_VF(1)	CME
/59/	Co2logic, tiipaalga	VPA29-1401-01 et 02	CME
/60/	Co2logic, tiipaalga	DATA_CLEANING-866689906_GS11074.xlsx	CME
/61/	Co2logic, tiipaalga	GS1340-VPA 14-17_29- Grievance book 20230324_with comments.pdf	CME
/62/	Co2logic, tiipaalga	_GS1340_VPA 29_Internal Validation_Final round@22062021.docx	CME
/63/	Co2logic, tiipaalga	VPA 29 892.pdf VPA 29 5731.pdf VPA 29 5748.pdf	CME
VPA 18 to VPA 20			

/64/	Co2logic, tiipaalga	Carbon waiver VPA18-1899 Carbon waiver VPA19-600 Carbon waiver VPA20-509	CME
/65/	Co2logic, tiipaalga	GS1340_MS_VPA18-19-20_MP1_Analysis_V1.0(1)	CME
/66/	Co2logic, tiipaalga	GS1340_VPA18-19-20_DR_HH and ICS_20220330_v1.0	CME
/67/	Co2logic, tiipaalga	GS1340_VPA18-19-20_Sampling MP1_v1.0	CME
/68/	Co2logic, tiipaalga	GS1340_VPA18-24_Baseline survey_ Pictures baseline stoves (2)	CME
/69/	Co2logic, tiipaalga	GS1340_VPA18-24_BFPT_20210504_Analysis_v2.0(2)	CME
/70/	Co2logic, tiipaalga	List_FormationsAnimation_Zoundwéogo_MP1_with comments	CME
/71/	Co2logic, tiipaalga	PicturesList_120HH_MP1	CME
/72/	Co2logic, tiipaalga	Random sequence MP1_20220330-0656-846f5	CME
/73/	Co2logic, tiipaalga	Tiipaalga_DR_MP1_VPA-18-19-20_20220330_Recent date_v1.0	CME
/74/	Co2logic, tiipaalga	tiipaalga_Rapport de tests de performance énergétiques_F3PA_24_07_2015_VF(1)	CME
/75/	Co2logic, tiipaalga	tiipaalga_Report WBT thermal efficiency_F3PA_24_07_2015_VF_EN	CME
/76/	Co2logic, tiipaalga	Tiipaalga_Villages du projet_VPA-18-24_Sampling_20210212(2)	CME
/77/	Co2logic, tiipaalga	TrainingSurveyors_MP1_VPA 18-20 en	CME
/78/	Co2logic, tiipaalga	VPA18_CarbonWaiver_1899_NikiemaOusmane	CME
/79/	Co2logic, tiipaalga	VPA19_CarbonWaiver_600_GuigmaSaiba	CME
/80/	Co2logic, tiipaalga	VPA20_FirstCarbonWaiver	CME
/81/	Co2logic, tiipaalga	Zoundwéogo_SDG4_Synthèse	CME
/82/	Co2logic, tiipaalga	ZOUNDWEOGO-RCDV-V1-SE_ENG	CME
/83/	Co2logic, tiipaalga	Activities SDG4 MP1 2021	CME
/84/	Co2logic, tiipaalga	Pictures activities 2021	CME
/85/	Co2logic, tiipaalga	03-ZWG-liste de présence_formation_enquêteurs_Vérification 2022.pdf	CME
/86/	Co2logic, tiipaalga	Description and lifespan of F3PA technology_with comments.pdf	CME
/91/	Co2logic, tiipaalga	GS1340-VPA 18-19-20- Grievance book 20230324_with comments.pdf	CME
/92/	Co2logic, tiipaalga	TrainingSurveyors_MP1_VPA 18-20 en_v2.0.pdf	CME

Appendix 4. Clarification requests, corrective action requests, and forward action requests

4.1 Clarifications (CLs)

VPA 01 To VPA 10 (Bundle 1)

CL ID	01	Section no.	G.1	Date: 22/02/2023
Description of CL				
After reviewing the supporting document "Grievance book F3PA Bam Loroum VPA1-10") "it is observed that in the grievance book, more than three grievances have been received, CME to clarify why only three are being considered.				
Project participant response				Date: 16/03/2023
In the Section G.1 of the monitoring report 7, only the grievances related to the improved cookstove project (F3PA) relevant for the monitoring period (MP7: 01/01/2021-31/12/2021) are listed. The other comments listed are either related to another MP or to other projects managed by tiipaalga in the project intervention area, hence they are not relevant.				
Documentation provided by project participant				
GS VVB assessment				Date: 29/03/2023
CME has provided clarification against the raised finding on grievance logbook, which explains the reason for mentioning only the three comments under section G.1 which is then being accepted by the VVB. CL is closed.				

CL ID	02	Section no.	G.1	Date: 22/02/2023
Description of CL				
CME to clarify how one grievance book is covering all 10 VPAs area.				
Project participant response				Date: 16/03/2023
The continuous input grievance mechanism has been elaborated and validated by the stakeholders prior to the implementation of the project. See document: 'Stakeholder Feedback_LSC_F3PA in Bam and Loroum'. Beside the book, the stakeholders are invited to formulate their comments by other means: <ul style="list-style-type: none"> • On the phone: at (226) 50 36 45 01 • By email addressed to Mr. Bakary info@tiipaalga.org 				
Stakeholders from the project intervention zone can also express their concerned during the field visit of tiipaalga's representatives, for example during the construction renewals campaigns, the sensitization and training workshops, etc.				
Overall, the project is very welcomed by the beneficiaries and there are no expressed grievances related to the project itself. This is because it has been designed with the support of the targeted communities (i.e., the households from rural municipalities).				
Documentation provided by project participant				
'Stakeholder Feedback_LSC_F3PA in Bam and Loroum'				
GS VVB assessment				Date: 29/03/2023
The clarification and with the provided document 'Stakeholder Feedback_LSC_F3PA in Bam and Loroum' by the CME ensure that how grievances are being collected from different sources, the same mechanism has been agreed upon and validated by the stakeholders before the implementation of a project hence; CL is closed				

VPA 11, VPA 12, VPA 13 (Bundle 2)

CL ID	03	Section no.	D.2	Date: 22/02/2023
Description of CL				

Value Applied for the DFb,stove,1, DFb,stove,2, DFb,stove,3, DFb,stove,4 are inconsistent with the document submitted however CME to clarify how they applied the value for DFb,stove,4 as it is missing in the document "GS1340_MS_VPA-11-12-13_Vintage 2021".

Project participant response **Date: 16/03/2023**

There was a mistake in the definition of the parameters DFb,stove,y in the monitoring survey file (Tab Analysis, lines 54 to 56).

MS v1.0	MS v2.0
DFb,0-1	DFb,0-1-2
DFb,1-2	DFb,2-3
DFb,2-3	DFb,3-4

As explained in the MR; at the sampling date (04/04/2022), no households recorded in the database belonged in AG 0-1. This is because the latest installed cookstove in the project was distributed on the 08/11/2020 (household: 'VPA 13 - Zouda Antoinette - 4099 - ouedraogo moussa'), hence 1.4 years since the sampling date. To still account for a discount factor $DF_{b,stove,1}$ for the technology.days in AG0-1 during the monitoring period, PD decided to use the parameter of the next age-group, namely AG1-2. This approach is deemed conservative since according to project experience, older cookstoves tend to have higher discount factor $DF_{b,stove}$. Hence, the associated issuances within AG0-1 are expected to be lower. The misspelling highlighted in the table above does not have any impact on the MR content or ER estimates.

Documentation provided by project participant

GS1340_MS_VPA-11-12-13_Vintage 2021_v2.0

GS VVB assessment **Date: 29/03/2023**

The clarification given by CME is well checked as the misspelling is not impacting the MR or ER content however approach used is showing conservativeness hence;

CL is closed.

CL ID 04 **Section no.** G.1 **Date: 22/02/2023**

Description of CL

CME to clarify how same grievance book is being used for all 3 VPAs as the areas are far from each other's.

Project participant response **Date: 02/03/2023**

The continuous input grievance mechanism has been elaborated and validated by the stakeholders prior to the implementation of the project. See document : '101.1-T-SCR - PoA GS1340 - VPA-13 - tiipaalga - F3PA cookstoves in the Province Kourweogo v2.0 20181015_clean'.

Beside the book, the stakeholders are invited to formulate their comments by other means:

- On the phone: at (226) 50 36 45 01
- By email addressed to Mr. Bakary info@tiipaalga.org

Stakeholders from the project intervention zone can also express their concerned during the field visit of tiipaalga's representatives; for example during the construction renewals campaigns, the sensitization and training workshops, etc.

As a side note, there is no physical split in the different areas covered by the different VPAs.

Overall, the project is very welcomed by the beneficiaries and there are no expressed grievances related to the project itself. This is because it has been designed with the support of the targeted communities (i.e. the households from rural municipalities).

Documentation provided by project participant

101.1-T-SCR - PoA GS1340 - VPA-13 - tiipaalga - F3PA cookstoves in the Province Kourweogo v2.0 20181015_clean'

GS VVB assessment **Date: 29/03/2023**

The clarification and with the provided document '101.1-T-SCR - PoA GS1340 - VPA-13 - tiipaalga - F3PA cookstoves in the Province Kourweogo v2.0 20181015_clean' by the CME ensure that how grievances are being collected from different sources, the same mechanism has been agreed upon and validated by the stakeholders before the implementation of a project hence;

CL is closed

VPA14, VPA 15, VPA 16, VPA 17 & VPA 29 (Bundle 3)

CL ID	05	Section no.	Key Project Info	Date: 22/02/2023
Description of CL				
CME to clarify how they came up with bundling of VPA29 with VPA14,15,16,17, As there monitoring period number is different, please clarify do CME have any approvals from GS for doing same.				
Project participant response				Date: 24/03/2023
The VPA-29 was validated on a later stage compared to VPA 14-15-16 & 17. The reason is outlined in the Internal Validation report (document: "GS1340_VPA 29_Internal Validation_Final round@22062021"). approved by GS: At the first stage of the project, it was initially expected that four VPAs would be sufficient to cover the project implementation area (municipalities of Gniaro, Po and Tiebele in the Nahouri province). Because of the keen enthusiasm for the project by the local communities, it was decided to implement a fifth VPA in order to provide efficient cookstoves to new households that desire to be part of the project while respecting the capped value of 10,000 VER per VPA.				
Documentation provided by project participant				
"GS1340_VPA 29_Internal Validation_Final round@22062021"				
GS VVB assessment				Date: 29/03/2023
CME has given the clarification which is verified by VVB and in supporting document shared by CME shows the how bundling of VPA 29 was done with VPA14,15,16,17 which is then accepted by the GS Hence; CL is closed.				

VPA 18 to VPA 20 (Bundle 4)





CL ID	06	Section no.	B.1.1	Date: 22/02/2023
Description of CL				
CME to clarify why "Wanrou cookstoves" is being used here as this is no where found in VPA-DD.				
Project participant response				Date: 24/03/2023
Wanrou cookstove was a mistake and was corrected to F3PA in revised version of MR v2.0 (track and clean).				
Documentation provided by project participant				
GS VVB assessment				Date: 29/03/2023
Mentioning "Wanrou cookstoves" was mistake as stated by CME which has been corrected Hence; CL is closed				

4.2. Corrective action required (CARs)
Table 2 CARs
VPA 01 To VPA 10 (Bundle 1)

CAR ID	01	Section no.	Key project Info	Date: 22/02/2023
Description of CAR				
CME to submit the latest version of the VPA-DD however in SustainCert database latest available version is V8.				
Project participant response				Date: 16/03/2023
PP is sharing the latest validated versions of the VPA-DD.				
Documentation provided by project participant				
"GS1340 - VPA-01 - tiipaalgga F3PA cookstoves in Bam and Loroum_PDD_v10_20200528_clean.pdf"				
"GS1340 - VPA-02 - tiipaalgga F3PA cookstoves in Bam and Loroum_PDD_v7_20200528_clean.pdf"				
"GS1340 - VPA-03 - tiipaalgga F3PA cookstoves in Bam and Loroum_PDD_v7_20200528_clean.pdf"				
"GS1340 - VPA-04 - tiipaalgga F3PA cookstoves in Bam and Loroum_PDD_v7_20200528_clean.pdf"				

"GS1340 - VPA-05 - tiipaalga F3PA cookstoves in Bam and Loroum_PDD_v7_20200528_clean.pdf"
"GS1340 - VPA-06 - tiipaalga F3PA cookstoves in Bam and Loroum_PDD_v5_20200528_clean.pdf"
"GS1340 - VPA-07 - tiipaalga F3PA cookstoves in Bam and Loroum_PDD_v5_20200528_clean.pdf"
"GS1340 - VPA-08 - tiipaalga F3PA cookstoves in Bam and Loroum_PDD_v5_20200528_clean.pdf"
"GS1340 - VPA-09 - tiipaalga F3PA cookstoves in Bam and Loroum_PDD_v5_20200528_clean.pdf"
"GS1340 - VPA-10 - tiipaalga F3PA cookstoves in Bam and Loroum_PDD_v4_20200528_clean.pdf"
GS VVB assessment
Date: 29/03/2023
CME has shared the latest available version of VPA-DDs as mentioned in MR however SustainCert is to note that VVB has made the assessment using the same latest version shared by CME. Hence CAR is closed.

CAR ID	02	Section no.	Key project Info.	Date: 22/02/2023
Description of CAR				
It is observed that for all VPAs VPA-DD version mentioned in MR is not available in SustainCert database CME to upload the latest version to SustainCert database				
Project participant response				Date: 03/02/2023
The current versions of the VPA-DD will be uploaded again to SC platform along with the Performance review no.7.				
PD submitted those documents for revision as part of the approved design change in June 2020.				
Documentation provided by project participant				
<div style="border: 1px solid #ccc; padding: 5px; margin-bottom: 10px;"> GS1340 - VPA-04 - tiipaalga F3PA cookstoves in Bam and Loroum_PDD_v7_20200528_clean.pdf Private Uploaded on Jun 10, 2020. Modified on Nov 04, 2021. </div> <div style="border: 1px solid #ccc; padding: 5px; margin-bottom: 10px;"> GS1340 - VPA-04 - tiipaalga F3PA cookstoves in Bam and Loroum_PDD_v7_20200528_track.pdf Private Uploaded on Jun 10, 2020. Modified on Nov 04, 2021. </div> <div style="border: 1px solid #ccc; padding: 5px; margin-bottom: 10px;"> GS1340 - VPA-05 - tiipaalga F3PA cookstoves in Bam and Loroum_PDD_v7_20200528_clean.pdf Private Uploaded on Jun 10, 2020. Modified on Nov 04, 2021. </div> <div style="border: 1px solid #ccc; padding: 5px; margin-bottom: 10px;"> GS1340 - VPA-05 - tiipaalga F3PA cookstoves in Bam and Loroum_PDD_v7_20200528_track.pdf Private Uploaded on Jun 10, 2020. Modified on Nov 04, 2021. </div> <div style="border: 1px solid #ccc; padding: 5px; margin-bottom: 10px;"> GS1340 - VPA-06 - tiipaalga F3PA cookstoves in Bam and Loroum_PDD_v5_20200528_clean.pdf Private Uploaded on Jun 10, 2020. Modified on Nov 04, 2021. </div> <div style="border: 1px solid #ccc; padding: 5px; margin-bottom: 10px;"> GS1340 - VPA-06 - tiipaalga F3PA cookstoves in Bam and Loroum_PDD_v5_20200528_track.pdf Private Uploaded on Jun 10, 2020. Modified on Nov 04, 2021. </div> <div style="border: 1px solid #ccc; padding: 5px;"> GS1340 - VPA-07 - tiipaalga F3PA cookstoves in Bam and Loroum_PDD_v5_20200528_clean.pdf Private Uploaded on Jun 10, 2020. Modified on Nov 04, 2021. </div>				

GS1340 - VPA-01 - tiipaalga F3PA cookstoves in Bam and Loroum_PDD_v10_20200528_clean.pdf  Private Uploaded on Jun 10, 2020. Modified on Nov 04, 2021.
GS1340 - VPA-01 - tiipaalga F3PA cookstoves in Bam and Loroum_PDD_v10_20200528_track.pdf  Private Uploaded on Jun 10, 2020. Modified on Nov 04, 2021.
GS1340 - VPA-02 - tiipaalga F3PA cookstoves in Bam and Loroum_PDD_v7_20200528_clean.pdf  Private Uploaded on Jun 10, 2020. Modified on Nov 04, 2021.
GS1340 - VPA-02 - tiipaalga F3PA cookstoves in Bam and Loroum_PDD_v7_20200528_track.pdf  Private Uploaded on Jun 10, 2020. Modified on Nov 04, 2021.
GS1340 - VPA-03 - tiipaalga F3PA cookstoves in Bam and Loroum_PDD_v7_20200528_clean.pdf  Private Uploaded on Jun 10, 2020. Modified on Nov 04, 2021.
GS1340 - VPA-03 - tiipaalga F3PA cookstoves in Bam and Loroum_PDD_v7_20200528_track.pdf  Private Uploaded on Jun 10, 2020. Modified on Nov 04, 2021.

GS VVB assessment	Date: 29/03/2023
<p>VVB have done assessment using the following latest PDD version mentioned as in MR: "GS1340 - VPA-01 - tiipaalga F3PA cookstoves in Bam and Loroum_PDD_v10_20200528_clean.pdf" "GS1340 - VPA-02 - tiipaalga F3PA cookstoves in Bam and Loroum_PDD_v7_20200528_clean.pdf" "GS1340 - VPA-03 - tiipaalga F3PA cookstoves in Bam and Loroum_PDD_v7_20200528_clean.pdf" "GS1340 - VPA-04 - tiipaalga F3PA cookstoves in Bam and Loroum_PDD_v7_20200528_clean.pdf" "GS1340 - VPA-05 - tiipaalga F3PA cookstoves in Bam and Loroum_PDD_v7_20200528_clean.pdf" "GS1340 - VPA-06 - tiipaalga F3PA cookstoves in Bam and Loroum_PDD_v5_20200528_clean.pdf" "GS1340 - VPA-07 - tiipaalga F3PA cookstoves in Bam and Loroum_PDD_v5_20200528_clean.pdf" "GS1340 - VPA-08 - tiipaalga F3PA cookstoves in Bam and Loroum_PDD_v5_20200528_clean.pdf" "GS1340 - VPA-09 - tiipaalga F3PA cookstoves in Bam and Loroum_PDD_v5_20200528_clean.pdf" "GS1340 - VPA-10 - tiipaalga F3PA cookstoves in Bam and Loroum_PDD_v4_20200528_clean.pdf"</p> <p>However, as per the given response, CME will upload the latest version of VPA-DDs again to SC platform along with the Performance review no.7. Hence. CAR is closed</p>	

CAR ID	03	Section no.	A.2	Date: 22/02/2023
Description of CAR				
CME to change the MAP as its nowhere showing which country, region it belongs, however, the coordinates given for province and municipality locations should be marked.				
Project participant response				Date: 16/03/2023
On Figure 2 of the revised monitoring report (v2.0 track and clean), the map were amended with arrows indicating the names of the entities highlighted. GPS coordinates of the project intervention area are found in the Table 2.				
Documentation provided by project participant				

GS VVB assessment	Date: 29/03/2023
CME have updated the information under section A.2 however Table 2 belongs to Product Vintages CME to provide table number accordingly. CAR is Open.	
Project participant response	Date: 30/05/2023
Table Items were revised accordingly in MR v2.0.	
Documentation provided by project participant	
Updated MR V2.0	
GS VVB assessment	Date: 20/06/2023
CME has updated the table numbers under section A.2 hence, CAR is closed.	

CAR ID	04	Section no.	A.4	Date: 22/02/2023
Description of CAR				
As per template guide of MR, CME to write the crediting period in DD/MM/YYYY – DD/MM/YYYY format and length of crediting period as given in registered PDD.				
Project participant response				Date: 16/03/2023
Section A.4 has been revised accordingly in the MR v2.0 track and clean.				
Documentation provided by project participant				
GS VVB assessment				Date: 29/03/2023
CME has updated section A.4 and mentioned the crediting period in format DD/MM/YYYY – DD/MM/YYYY as per the template guide in the updated MR V2.0. hence the. CAR is closed.				

CAR ID	05	Section no.	D.1	Date: 22/02/2023
Description of CAR				
CME to mention the clear path for the applied value with a working web link. Same needs to be done for all parameter wherever required.				
Project participant response				Date: 16/03/2023
Hyperlinks were added in the field 'Source data' of the monitoring indicators table of section D.1. of MR v2.0.				
Documentation provided by project participant				
GS VVB assessment				Date: 29/03/2023
CME have added the working weblinks hence: CAR is Closed				

CAR ID	06	Section no.	D.2	Date: 22/02/2023
Description of CAR				
Np values are inconsistent with an details provided in "Tiipaalga_VPA1-10_ MP7_Date recente_All HH' / Tab 'Analysis " e.g Np,1 is written for Np,5 VALUES, CME to correct this under section D.2 of the MR.				
Project participant response				Date: 16/03/2023
Indeed there was an inversion between Np,1/Np,5 an Np,2/Np,4 values respectively. The same was correct in MR v2.0 Section D.2.				
Documentation provided by project participant				
GS VVB assessment				Date: 29/03/2023
CME has revised the values in the MR which is now in line with reference document hence:				

CAR is closed

CAR ID	07	Section no.	D.3	Date: 22/02/2023
Description of CAR				
CME to add the comments related to SDG 1 and SDG 13 as foot note.				
Project participant response				Date: 29/03/2023
OK done in Section D.3. of MR v2.0.				
Documentation provided by project participant				
GS VVB assessment				Date: 29/03/2023
CME have updated the section D.3 as per raised comment Hence; CAR is closed				

CAR ID	08	Section no.	E.2	Date: 22/02/2023
Description of CAR				
CME need to show the sample calculation for SDG 13 under section E.2, as per template rule it is mandatory to show sample calculation with an actual value taking reference from ER sheet. Same needs to be done for other SDGs as well which are being considered in this Monitoring period how CME calculate the community benefits with a proper explanation				
Project participant response				Date: 16/03/2023
As mentioned in the Section E.2., only the direct impact is calculated for the SDG impacts. The same direct outcomes are reported in Section E.4. as allowed per the template (Section E.4. Calculation of net benefits or <u>direct</u> calculation for each SDG Impact). The same approach has been followed and approved for previous similar verifications under PoA GS1340.				
Documentation provided by project participant				
GS VVB assessment				Date: 30/06/2023
CME has given an appropriate clarification in line with a template filling guideline, further same practice is being used in the last monitoring which was further checked by VVB and deemed to be appropriate. CAR is closed.				

CAR ID	09	Section no.	E.4	Date: 22/02/2023
Description of CAR				
The calculation shown under section E.4 must be shown under the section E.2, and the final result should be summarize in table under E.4.				
Project participant response				Date: 16/03/2023
As mentioned in the Section E.2., only the direct impact is calculated for the SDG impacts. The same direct outcomes are reported in Section E.4. as allowed per the template (Section E.4. Calculation of net benefits or <u>direct</u> calculation for each SDG Impact). The same approach has been followed and approved for previous similar verifications under PoA GS1340.				
Documentation provided by project participant				
GS VVB assessment				Date: 30/06/2023
CME has given an appropriate clarification in line with a template filling guideline, further same practice is being used in the last monitoring which was further checked by VVB and deemed to be appropriate. CAR is closed.				

CAR ID	09	Section no.	E.4	Date: 22/02/2023
Description of CAR				
CME to submit Carbon weaver for newly installed cookstoves during this monitoring period.				

Project participant response	Date: 16/03/2023
Sample samples of carbon waivers for cookstoves installed in 2021 are shared with the reviewer.	
Documentation provided by project participant	
"Contrat 2021_VPA10.pdf" "Contrat 2021_VPA1.pdf" "Contrat 2021_VPA3.pdf" "Contrat 2021_VPA4.pdf" "Contrat 2021_VPA5.pdf" "Contrat 2021_VPA6.pdf" "Contrat 2021_VPA7.pdf" "Contrat 2021_VPA8.pdf" "Contrat 2021_VPA9.pdf"	
GS VVB assessment	Date: 29/03/2023
CME have submitted the Carbon weavers for the newly installed cookstoves during this monitoring period which further checked by VVB and found satisfactory Hence: CAR is closed	

CAR ID	10	Section no.	D.2	Date: 22/02/2023
Description of CAR				
CME is to share the photographic proof of the conducted workshops with an attendance list.				
Project participant response				Date: 16/03/2023
Pictures and attendance lists are shared with the VVB during the audit.				
Documentation provided by project participant				
Pictures and attendance lists.				
GS VVB assessment				Date: 29/03/2023
Photographic proof of the workshop and attendance list have been submitted by CME hence; CAR is closed				

CAR ID	11	Section no.	B.1.1	Date: 22/02/2023
Description of CAR				
CME to submit the OO assessment report for this monitoring period as per the raised FAR.#1.				
Project participant response				Date: 16/03/2023
Since the initial submission of the MR (09/2022), PD introduced a deviation request to postpone any site visit related to the verification of the VPAs within the PoA GS1340. The reason is that the security situation in Burkina Faso is highly unstable and unpredictable. This would be a risk for the safety of the appointed OO. More details can be found in the deviation request form (approved on the 17/01/2023). For the next verification an on-site visit by OO must be performed.				
Documentation provided by project participant				
'T-V5.0-Deviation-Request-Form_PoA GS1340 Verification Vintage 2022_v3.0_SC_FINAL'				
GS VVB assessment				Date: 29/03/2023
The approved deviation form have been assessed by VVB and remote audit for this monitoring period have been performed by VVB hence; CAR is closed				

CAR ID	12	Section no.	NA	Date: 22/02/2023
Description of CAR				
Calculation for DF η is wrong, as per methodology CME uses the discount factor default value "0.99 i.e 1% efficiency loss per year" however in ER calculation sheet after calculation CME has used the rounded values as the value should be rounded down or exact values should be used while calculating as it will impact on VERs.				
Project participant response				Date: 31/03/2023
As clarified with the VVB at the time of Audit, no rounding is done when calculating the efficiency of the project device. On the other hand, a rounding down is done at the last stage of ER calculation, see Results tab of ER sheet.				
Documentation provided by project participant				

GS VVB assessment	Date: 30/06/2023
CME has clarified during an on-site assessment now rounding up values has been considered for the efficiency of stoves the value used are the values after applying the discount factor hence, CAR is closed	

VPA 11, VPA 12, VPA 13 (Bundle 2)

CAR ID	11	Section no.	Key project Info	Date: 22/02/2023
Description of CAR				
It is observed that for all VPAs VPA-DD version mention in MR is not available at SustainCert database CME to upload the latest version to Sustaincert database.				
Project participant response				Date: 16/03/2023
PP is sharing the latest validated versions of the VPA-DD. The current versions of the VPA-DD will be uploaded again to SC platform along with the Performance review.				
Documentation provided by project participant				
"101.1-OR-POA-T-GS4GG_VPA-DD_PoA GS1340 - VPA-11 - tiipaalga_20190522 v4.0_clean.pdf" "101.1-OR-POA-T-GS4GG_VPA-DD_PoA GS1340 - VPA-12 - tiipaalga - F3PA cookstoves in the Province Kourweogo_20190522 v4.0_clean.pdf" "101.1-OR-POA-T-GS4GG_VPA-DD_PoA GS1340 - VPA-13 - tiipaalga - F3PA cookstoves in the Province Kourweogo_20211030 v5.0_clean.pdf"				
GS VVB assessment				Date: 29/03/2023
CME has shared the latest available version of VPA-DDs as mentioned in MR however SustainCert is to note that VVB has made the assessment using the same latest version shared by CME However, as per the given response, CME will upload the latest version of VPA-DDs again to SC platform along with the Performance Review. Hence CAR is closed.				

CAR ID	12	Section no.	Key project Info.	Date: 22/02/2023
Description of CAR				
Date of annual report is missing however CME to submit the annual report submitted for this Monitoring period.				
Project participant response				Date: 16/03/2023
The date of the annual report (02/12/2022) has been added to KPI table of the revised MR v2.0 track and clean. At the time of submission of the MR v1.0 no annual report was sent.				
Documentation provided by project participant				
GS VVB assessment				Date: 29/03/2023
CME has added the date for annual report in KPI table however CME to submit the annual report to VVB for further verification Hence: CAR is open				
Project participant response				Date: 31/03/2023
Annual report was submitted for revision.				
Documentation provided by project participant				
T-PerfCert_V2.0-Project-Annual-Report-Form_GS1340-tiipaalga-Vintage 2021				
GS VVB assessment				Date: 30/06/2023
PP has submitted the annual report and now annual report submission date is mentioned in KPI which is in line with the requirement of GS hence. CAR is closed				

CAR ID	13	Section no.	A.2	Date: 22/02/2023
--------	----	-------------	-----	------------------

Description of CAR	
In the given map legends are missing however direction and country name is nowhere mention in the map. CME to update the map with proper notations	
Project participant response	Date: 16/03/2023
The map was amended in Figure 3 of MR v2.0.	
Documentation provided by project participant	
GS VVB assessment	Date: 29/03/2023
The map have been updated under section A.2 Hence; CAR is closed	

CAR ID	14	Section no.	A.2	Date: 22/02/2023
Description of CAR				
From the table it is not clear that which province in under which VPA, CME to update the table accordingly which represent the same.				
Project participant response				Date: 16/03/2023
Table 2 has been amended in MR v2.0.				
Documentation provided by project participant				
GS VVB assessment				Date: 29/03/2023
CME to note that Table 2 belongs to Product Vintages CME to provide table number accordingly under section A.2 however as per raised comment it is still not clear that which province in under which VPA as for GS VPA number column single row is being used Hence. CAR is open				
Project participant response				Date: 31/03/2023
Table numbering was corrected accordingly				
Documentation provided by project participant				
GS VVB assessment				Date: 30/06/2023
CME has updated the table numbers under section A.2 hence, CAR is closed.				

CAR ID	15	Section no.	D.1	Date: 22/02/2023
Description of CAR				
<ol style="list-style-type: none"> 1) CME to mention the clear path for the applied value Wherever required. 2) CME to mention the version of the methodology used wherever required. 				
Project participant response				Date: 16/03/2023
Hyperlinks and methodology versions were added where required in MR v2.0.				
Documentation provided by project participant				
GS VVB assessment				Date: 29/03/2023
CME have mentioned the working hyperlinks and mentioned the methodology version wherever required hence; CAR is closed				

CAR ID	16	Section no.	D.2	Date: 22/02/2023
Description of CAR				
CME to provide photographic proof, attendance sheet of the workshop carried out for the womens				
Project participant response				Date: 16/03/2023
Evidence of the activities are shared with VVB during the audit.				
Documentation provided by project participant				

GS VVB assessment		Date: 30/06/2023
VVB has conducted a remote site audit during which it is confirmed that CME is conducting a awareness program in areas to tell benefits for the use of F3PA stove, Hence CAR is closed		

CAR ID	17	Section no.	E.2	Date: 22/02/2023
Description of CAR				
The calculation shown under section E.4 must be shown under the section E.2, and the final result should be summarize in table under E.4.				
Project participant response				Date: 16/03/2023
As mentioned in the Section E.2., only the direct impact is calculated for the SDG impacts. The same direct outcomes are reported in Section E.4. as allowed per the template (Section E.4. Calculation of net benefits or <u>direct</u> calculation for each SDG Impact). The same approach has been followed and approved for previous similar verifications under PoA GS1340.				
Documentation provided by project participant				
GS VVB assessment				Date: 30/06/2023
CME has given an appropriate clarification in line with a template filling guideline, further same practice is being used in the last monitoring which was further checked by VVB and deemed to be appropriate. CAR is closed.				

CAR ID	18	Section no.	E.5	Date: 22/02/2023
Description of CAR				
Under section E.6, CME to add a clarification for increase in the ER more than Ex-ante estimated in VPA-DD for VPA11, VPA12, VPA13 as for this monitoring period it is estimated only for VPA 11: 9,615 tCO ₂ e, VPA 12: 9,702 tCO ₂ e, VPA 13: 9,702				
Project participant response				Date: 16/03/2023
Additional clarification was added to section E.6. of MR v2.0.				
Documentation provided by project participant				
GS VVB assessment				Date: 29/03/2023
CME has added clarification for increase in the ER more than Ex-ante estimated in VPA-DD for VPA11, VPA12, VPA13 under section E.6 of the MR hence: CAR is closed				

CAR ID	19	Section no.	NA	Date: 22/02/2023
Description of CAR				
Calculation for DF _η is wrong, as per methodology CME to use the discount factor default value "0.99 i.e. 1% efficiency loss per year" However in ER calculation sheet after calculation CME has used the round-upped values as the value should be rounded down or exact values should be used while calculating as it will impact on VERs.				
Project participant response				Date: 31/03/2023
As clarified with the VVB at the time of Audit, no rounding is done when calculating the efficiency of the project device. On the other hand, a rounding down is done at the last stage of ER calculation, see Results tab of ER sheet.				
Documentation provided by project participant				
GS VVB assessment				Date: 30/06/2023
CME has clarified during an on-site assessment now rounding up values has been considered for the efficiency of stoves the value used are the values after applying the discount factor hence,				

CAR is closed

VPA14, VPA 15, VPA 16, VPA 17 & VPA 29 (Bundle 3)

CAR ID	20	Section no.	Key project Info	Date: 22/02/2023
Description of CAR				
CME to update the latest version of VPA-DDs mentioned in MR on the SustainCert database as the version available on database is old.				
Project participant response				Date: 24/03/2023
PP is sharing the latest validated versions of the VPA-DD. The current versions of the VPA-DD will be uploaded again to SC platform along with the Performance review.				
Documentation provided by project participant				
"101.1-OR-POA-T-GS4GG_VPA-DD_PoA GS1340 - VPA-14 - F3PA Nahouri _20210616 v8.0_clean.pdf"				
"101.1-OR-POA-T-GS4GG_VPA-DD_PoA GS1340 - VPA-15 - F3PA Nahouri _20210616 v8.0_clean.pdf"				
"101.1-OR-POA-T-GS4GG_VPA-DD_PoA GS1340 - VPA-16 - F3PA Nahouri _20210616 v8.0_clean.pdf"				
"101.1-OR-POA-T-GS4GG_VPA-DD_PoA GS1340 - VPA-17 - F3PA Nahouri _20210616 v8.0_clean.pdf"				
"101.1-OR-POA-T-GS4GG_VPA-DD_PoA GS1340 - VPA-29 - F3PA Nahouri _20221027 v4.0_clean.pdf"				
GS VVB assessment				Date: 29/03/2023
CME has shared the latest available version of VPA-DDs as mentioned in MR however SustainCert to note that VVB has made the assessment using the same latest version shared by CME However, as per the given response, CME will upload the latest version of VPA-DDs again to SC platform along with the Performance Review. Hence CAR is closed.				

CAR ID	21	Section no.	Key project Info.	Date: 22/02/2023
Description of CAR				
CME to submit the annual report submitted to GS for the mentioned Monitoring period.				
Project participant response				Date: 24/03/2023
The date of the annual report (02/12/2022) has been added to KPI table of the revised MR v2.0 track and clean. At the time of submission of the MR v1.0 no annual report was sent.				
Documentation provided by project participant				
GS VVB assessment				Date: 29/03/2023
CME has added the date for annual report in KPI table however CME to submit the annual report to VVB for further verification Hence: CAR is open				
Project participant response				Date: 31/03/2023
Annual report is sent for revision to VVB.				
Documentation provided by project participant				
T-PerfCert_V2.0-Project-Annual-Report-Form_GS1340-tijpaalga-Vintage 2021				
GS VVB assessment				Date: 30/06/2023
PP has submitted the annual report and now annual report submission date is mentioned in KPI which is in line with the requirement of GS hence. CAR is closed				

CAR ID	23	Section no.	B.1.1	Date: 22/02/2023
Description of CAR				

As per FAR #2, CME to submit the evidence against the first submission of document for preliminary review is 26/02/2021.	
Project participant response	Date: 24/03/2023
The VPA-29-DD submitted for Preliminary review is found in document: '101.1-OR-POA-T-GS4GG_VPA-DD_PoA GS1340 - VPA-29 - F3PA Nahouri _20210226 v1.0'. In the KPI table page 2 of this document, the date of version submitted for revision is 12/02/2021.	
Documentation provided by project participant	
'101.1-OR-POA-T-GS4GG_VPA-DD_PoA GS1340 - VPA-29 - F3PA Nahouri _20210226 v1.0'	
GS VVB assessment	Date: 30/06/2023
CME has submitted evidence against the first submission of the preliminary review in which the PDD version completion date is mentioned as 12/02/2021 which is before 26/02/2021 which is no more than one year prior to the project submission date, CME has submitted the construction contract "VPA29-1401-01 et 02" date in the contract is 15/02/2021, whereas the installation date (registered in project database) is 22/02/2021, which is 7 days after the construction date. The installation date is to be considered as the first date of usage of the F3PA efficient cookstove and thus the start date of the crediting period which is deemed to be appropriate Hence, CAR is closed	

CAR ID	24	Section no.	D.2	Date: 22/02/2023
Description of CAR				
CME to submit the all the carbon weavers from project proponent which under the VPA 29.				
Project participant response				Date: 24/03/2023
Pictures of the carbon waivers can be found in extract of project database in document 'DATA_CLEANING-866689906_GS11074' / Tab 'Group 2' Columns CW and CX. Samples are also shared with the reviewer.				
Documentation provided by project participant				
'DATA_CLEANING-866689906_GS11074' / Tab 'Group 2' Columns CW and CX. Carbon waivers samples: "VPA 29 892.pdf" "VPA 29 5731.pdf" "VPA 29 5748.pdf"				
GS VVB assessment				Date: 29/03/2023
Carbon weavers from project proponent which under the VPA 29 have been shared by CME which is further checked with an database and found inline Hence; CAR is closed				

CAR ID	25	Section no.	E.4	Date: 22/02/2023
Description of CAR				
Calculation presented under the section E.4 should be presented under section E.2 of the MR as E.4 represents the summery of the calculation in table under E.4.				
Project participant response				Date: 24/03/2023
As mentioned in the Section E.2., only the direct impact is calculated for the SDG impacts. The same direct outcomes are reported in Section E.4. as allowed per the template (Section E.4. Calculation of net benefits or direct calculation for each SDG Impact). The same approach has been followed and approved for previous similar verifications under PoA GS1340.				
Documentation provided by project participant				
GS VVB assessment				Date: 30/06/2023
CME has given an appropriate clarification in line with a template filling guideline, further same practice is being used in the last monitoring which was further checked by VVB and deemed to be appropriate. CAR is closed.				

CAR ID	26	Section no.	E.6	Date: 22/02/2023
Description of CAR				
Under section E.6, CME to add a clarification for increase in the ER more than Ex-ante estimated in VPA-DD for VPA14, VPA15, VPA16 as for this monitoring period it is estimated only 9,904VERs.				
Project participant response				Date: 24/03/2023
Section E.6. was amended accordingly in MR v2.0.				
Documentation provided by project participant				
GS VVB assessment				Date: 29/03/2023
Remarks on increase in achieved SDG Impacts from estimated value in approved PDD now have been mentioned under section E.6 of the MR which is further checked by VVB and found satisfied Hence; CAR is closed				

CAR ID	27	Section no.	G.1	Date: 22/02/2023
Description of CAR				
The Grievance book mentioned is nowhere found in submitted documents however, CME to clarify how one grievance book is covering all 5 VPAs region.				
Project participant response				Date: 24/03/2023
A copy of the grievance book can be found in document: "GS1340-VPA 14-17_29- Grievance book 20230324_with comments'. The comments are summarized in Section G.1. of revised MR v2.0				
The continuous input grievance mechanism has been elaborated and validated by the stakeholders prior to the implementation of the project. See LSC report: '101.1-T-SCR - PoA GS1340 - VPA-14-17_VPA-29 - tiipaalga - F3PA cookstoves Nahouri v6.0'.				
Beside the book, the stakeholders are invited to formulate their comments by other means:				
<ul style="list-style-type: none"> • On the phone: at + (226) 76 50 46 87 • By email addressed to Mr. Bakary info@tiipaalga.org 				
Stakeholders from the project intervention zone can also express their concerned during the field visit of tiipaalga's representatives; for example during the construction renewals campaigns, the sensitization and training workshops, etc.				
Overall, the project is very welcomed by the beneficiaries and there are no expressed grievances related to the project itself. This is because it has been designed with the support of the targeted communities (i.e. the households from rural municipalities).				
Documentation provided by project participant				
GS VVB assessment				Date: 29/03/2023
The clarification and with the provided documents 'GS1340-VPA 14-17_29- Grievance book 20230324_with comments' and "101.1-T-SCR - PoA GS1340 - VPA-14-17_VPA-29 - tiipaalga - F3PA cookstoves Nahouri v6.0" by the CME ensure that how grievances are being collected from different sources, the same mechanism has been agreed upon and validated by the stakeholders before the implementation of a project Furthermore, now CME have mentioned the comments from grievance books under Section G.1. of revised MR hence; CAR is closed				

CAR ID	28	Section no.	NA	Date: 22/02/2023
Description of CAR				
Calculation for DF η is wrong, as per methodology CME to use the discount factor default value "0.99 i.e., 1% efficiency loss per year" however in ER calculation sheet after calculation CME has used the round upped values as the value should be rounded down or exact values should be used while calculating as it will impact on VERs.				
Project participant response				Date: 24/03/2023

As clarified with the VVB at the time of Audit, no rounding is done when calculating the efficiency of the project device. On the other hand, a rounding down is done at the last stage of ER calculation, see Results tab of ER sheet.	
Documentation provided by project participant	
GS VVB assessment	Date: 29/03/2023
As per clarification during the audit CME is using an exact value not the rounded-up value hence there is no effect on calculation of VERs hence; CAR is closed	

VPA 18, VPA 19 & VPA 20 (Bundle 4)

CAR ID	29	Section no.	Key project Info	Date: 22/02/2023
Description of CAR				
It is observed that for all VPAs VPA-DD version mention in MR is not available at SustainCert database CME to upload the latest version to Sustaincert database.				
Project participant response				Date: 24/03/2023
PP is sharing the latest validated versions of the VPA-DD. The current versions of the VPA-DD will be uploaded again to SC platform along with the Performance review.				
Documentation provided by project participant				
"T-PreReview_V1.1-VPA-Design-Document_GS1340_VPA-20_GS10924_v7.0_clean.pdf" "T-PreReview_V1.1-VPA-Design-Document_GS1340_VPA-18_GS10922_v7.0_clean.pdf" "T-PreReview_V1.1-VPA-Design-Document_GS1340_VPA-19_GS10923_v7.0_clean.pdf"				
GS VVB assessment				Date: 29/03/2023
CME has shared the latest available version of VPA-DDs as mentioned in MR however SustainCert to note that VVB has made the assessment using the same latest version shared by CME However, as per the given response, CME will upload the latest version of VPA-DDs again to SC platform along with the Performance review. Hence CAR is closed.				

CAR ID	30	Section no.	Key project Info.	Date: 22/02/2023
Description of CAR				
Last annual report date is missing however CME to submit the annual report for this monitoring period.				
Project participant response				Date: 24/03/2023
The date of the annual report (02/12/2022) has been added to KPI table of the revised MR v2.0 track and clean. At the time of submission of the MR v1.0 no annual report was sent.				
Documentation provided by project participant				
GS VVB assessment				Date: 29/03/2023
CME has added the date for annual report in KPI table however CME to submit the annual report to VVB for further verification Hence: CAR is open				
Project participant response				Date: 31/03/2023
The annual report is submitted to VVB.				
Documentation provided by project participant				
T-PerfCert_V2.0-Project-Annual-Report-Form_GS1340-tiipaalga-Vintage 2021				
GS VVB assessment				Date: 30/06/2023
PP has submitted the annual report and now annual report submission date is mentioned in KPI which is in line with the requirement of GS hence. CAR is closed				

CAR ID	31	Section no.	Key project info	Date: 22/02/2023
Description of CAR				

CME to mention the version of methodology being used.	
Project participant response	Date: 24/03/2023
Methodology version used for the VPAs was amended along the revised MR v2.0.	
Documentation provided by project participant	
GS VVB assessment	Date: 29/03/2023
Version number of methodology being used now has been updated under KPI in revised MR hence; CAR is closed	

CAR ID	32	Section no.	B.1.1	Date: 22/02/2023												
Description of CAR																
CME to submit approval from GS for the start date changed in revised PDD.																
Project participant response				Date: 24/03/2023												
Regarding the change of crediting period, as per the GS design change requirements paragraph 3.1.3:																
<ul style="list-style-type: none"> Project developer can change the registered crediting period start date up to one year without justification and/or approval required. The project developer shall request approval from SustainCERT to change the crediting period start date; if the proposed change is between two years to four years and the project activity is located in host country other than LDC, LLDC and SIDC (...). 																
The proposed change of start dates (see table below is explained in section B.2.3 of MR and is also included in the new version of the VPA-DD v.7. It is submitted for revision along with the verification 1.																
<table border="1"> <thead> <tr> <th>GS/VPA number</th> <th>Initial start date of VPA from PDD</th> <th>Start date of crediting period of VPA</th> </tr> </thead> <tbody> <tr> <td>GS10922/ VPA-18</td> <td>01/04/2021</td> <td>22/03/2021</td> </tr> <tr> <td>GS10923/ VPA-19</td> <td>01/04/2021</td> <td>15/04/2021</td> </tr> <tr> <td>GS10924/ VPA-20</td> <td>01/04/2021</td> <td>14/04/2021</td> </tr> </tbody> </table>					GS/VPA number	Initial start date of VPA from PDD	Start date of crediting period of VPA	GS10922/ VPA-18	01/04/2021	22/03/2021	GS10923/ VPA-19	01/04/2021	15/04/2021	GS10924/ VPA-20	01/04/2021	14/04/2021
GS/VPA number	Initial start date of VPA from PDD	Start date of crediting period of VPA														
GS10922/ VPA-18	01/04/2021	22/03/2021														
GS10923/ VPA-19	01/04/2021	15/04/2021														
GS10924/ VPA-20	01/04/2021	14/04/2021														
Documentation provided by project participant																
GS VVB assessment				Date: 29/03/2023												
In line with design change requirement 3.1.3 pt. In case the start date of the Crediting Period is after the date of Project Design Certification, a certified project activity is not required to request approval or justification Up to one year, but shall instead notify SustainCERT of the changes, CME to submit proof that it is been notified to sustaincert hence CAR is open																
Project participant response				Date: 31/03/2023												
The change is presented to SustainCERT along with the internal verification 1 of the project (cf. Section B.2.3 of MR v1.0). The initial submission was done on the 09/11/2022 (see screenshot below).																
<div style="background-color: #f0f0f0; padding: 10px;"> <p>T-PerfCert_V1.1- GS1340-VPA 18-19-20_MR_MP1_v1.0.docx Private</p> <p>Uploaded on Nov 09, 2022.</p> <p>Modified on Nov 09, 2022.</p> </div>																
<div style="background-color: #f0f0f0; padding: 10px;"> <p>Rows per page: 5 ▼</p> </div>																
Documentation provided by project participant																

GS VVB assessment	Date: 30/06/2023
CME has informed the Sustaincert for changes in crediting period start date in line with a design change requirement 3.1.3 pt. b for which they have provided proof in response hence: CAR is closed	

CAR ID	33	Section no.	B.1.1	Date: 22/02/2023
Description of CAR				
From the explanation it is clear that cook-stove is being manufactured at ground level only, however it is stated in explanation "from experience the project developer knows the cook stoves have a lifespan of 5 years" CME to provide a written declaration stating the lifespan of the cook stove and how it is being evaluated on letterhead with sign and stamp from project developer.				
Project participant response				Date: 24/03/2023
A written declaration (and translation) by the Executive Director of tiipaalga (Bakary Diakité) is available in document : 'Description and lifespan of F3PA technology_with comments'. This document describes the distribution mechanism of F3PA cookstoves as well as additional information regarding the technology (including lifespan of at least 5 years).				
Documentation provided by project participant				
'Description and lifespan of F3PA technology_with comments'				
GS VVB assessment				Date: 29/03/2023
Written declaration by Executive Director of tiipaalga (Bakary Diakité) have been submitted stating the lifespan of the project cookstoves are 5 years hence; CAR is closed				

CAR ID	34	Section no.	C	Date: 22/02/2023
Description of CAR				
Reference of training is given for year 2022 however the monitoring period is for 2021, CME to clarify is there any training session happen before the monitoring of 2021 for surveyor, CME to provide a photographic proof of trainings as in given document only attendance sheet is there.				
Project participant response				Date: 03/03/2023
The training sessions were indeed given in March 2022 but it concerns the monitoring survey regarding the results of the project in 2021 (MP1: March to December 2021). The purpose of the survey for which the collaborators are trained is to evaluate the usage habits of the beneficiaries during the previous monitoring period (MP1 2021). This is only possible at the end of the MP, i.e. once the database is completed and a representative sample of users can be drawn from it. The same approach has been used for the +10 previous similar verifications under the PoA GS1340. Pictures of the training are shared in the revised document 'TrainingSurveyors_MP1_VPA 18-20 en_v2.0'.				
Documentation provided by project participant				
'TrainingSurveyors_MP1_VPA 18-20 en_v2.0'				
GS VVB assessment				Date: 29/03/2023
Given clarification and the supporting documents against the training of surveyors have been assessed and found in line with the requirement hence; CAR is closed.				

CAR ID	35	Section no.	D.1	Date: 22/02/2023
Description of CAR				
<ol style="list-style-type: none"> 1) CME to mention the clear path for the applied value with an working web link. Same needs to be done for all parameter wherever required. 2) CME to mention the version of the Methodology wherever referencing the values from methodology. 				
Project participant response				Date: 03/03/2023

Hyperlinks and methodology versions were added where required in MR v2.0.	
Documentation provided by project participant	
GS VVB assessment	Date: 29/03/2023
Working weblink and the Version of applied methodology now has been mentioned by CME throughout the MR hence; CAR is closed	

CAR ID	36	Section no.	D.2	Date: 22/02/2023
Description of CAR				
1) CME to submit the workshop photographic evidence and attendance sheets. 2) CME to round down the values calculated in sheets which are being use to calculate the VERs				
Project participant response				Date: 03/03/2023
1) Photographic evidence and attendance sheets are shared with the reviewer. 2) The ER estimates are rounded to as can be seen in the formulas of the ER sheet Tab 'Results' column D.				
Documentation provided by project participant				
GS VVB assessment				Date: 29/03/2023
1) Photographic evidence and attendance sheet have been shared with VVB which is then reviewed and found satisfied hence comment is closed. 2) The ER estimates are rounded down in sheet comment is closed. CAR is closed				

CAR ID	37	Section no.	D.2	Date: 22/02/2023
Description of CAR				
Calculation for DF_{η} is wrong, as per methodology CME to use the discount factor default value "0.99 i.e 1% efficiency loss per year" however in ER calculation sheet after calculation CME has used the round upped values as the value should be rounded down or exact values should be used while calculating as it will impact on VERs.				
Project participant response				Date: 24/03/2023
As clarified with the VVB at the time of Audit, no rounding is done when calculating the efficiency of the project device. On the other hand, a rounding down in done at the last stage of ER calculation, see Results tab of ER sheet.				
Documentation provided by project participant				
GS VVB assessment				Date: 29/03/2023
As per clarification during the audit CME is using an exact value not the rounded-up value hence there is no effect on calculation of VERs hence; CAR is closed				

CAR ID	38	Section no.	D.3	Date: 22/02/2023
Description of CAR				
Under D.3 CME to maintain the table as per template guide and from the previous MP part can be written NA.				
Project participant response				Date: 24/03/2023
Section D.3 was amended accordingly in MR v2.0.				
Documentation provided by project participant				
GS VVB assessment				Date: 29/03/2023
Table under D.3 have been updated by CME hence; CAR is closed				

CAR ID	39	Section no.	E.2	Date: 22/02/2023
Description of CAR				
The calculation shown under section E.4 must be shown under section E.2, and the final result should be summarize in table under E.4.				
Project participant response				Date: 24/03/2023
As mentioned in the Section E.2., only the direct impact is calculated for the SDG impacts. The same direct outcomes are reported in Section E.4. as allowed per the template (Section E.4. Calculation of net benefits or <u>direct</u> calculation for each SDG Impact). The same approach has been followed and approved for previous similar verifications under PoA GS1340.				
Documentation provided by project participant				
GS VVB assessment				Date: 30/06/2023
CME has given an appropriate clarification in line with a template filling guideline, further same practice is being used in the last monitoring which was further checked by VVB and deemed to be appropriate. CAR is closed.				

CAR ID	40	Section no.	E.6	Date: 22/02/2023
Description of CAR				
Under section E.6, CME to add a clarification for increase in the ER more than Ex-ante estimated in VPA-DD for VPA18, VPA19 as for this monitoring period it is estimated only for VPA 18: 6,534 tCO ₂ e, VPA 19: 6,534 tCO ₂ e in VPA-DD.				
Project participant response				Date: 24/03/2023
Additional information was added to Section E.6. of MR v2.0. SDG 13: for VPA-18 and VPA-19, the ex-post estimates for MP1 are higher than ex-ante estimation presented in the PDD. The differences come from: <ul style="list-style-type: none"> o Number of households equivalent: Np,1 in VPA-DDs vs. 1,841 for VPA-18 and 1,792 for VPA-19; o Usage rate: Up,1 95% in VPA-DDs vs. 97% o Discount factor to account for the use of baseline stove: DFb,stove,1 2% in VPA-DDs vs. 0.15%. 				
Documentation provided by project participant				
GS VVB assessment				Date: 29/03/2023
Remarks on the increase in achieved SDG Impacts from an estimated value in approved PDD now have been mentioned under section E.6 of the MR which is further checked by VVB and found satisfied Hence; CAR is closed				

CAR ID	41	Section no.	G.1	Date: 22/02/2023
Description of CAR				
CME to submit photographic proof of the grievance book being maintained at site.				
Project participant response				Date: 24/03/2023
The input/grievances from the project stakeholders are collected in the grievance book available at tiipaalga office. A scanned copy is available in document 'GS1340-VPA 18-19-20- Grievance book 20230324_with comments'. The comments are summarized in Section G.1 of revised MR (v2.0).				
Documentation provided by project participant				
'GS1340-VPA 18-19-20- Grievance book 20230324_with comments'				
GS VVB assessment				Date: 29/03/2023
CME has submitted photographic proof of grievance book on request further checked by VVB which is in line with a requirement hence CAR is closed				

4.3 Forward action request

FAR ID	01	Section no.	NA	Date: 05/07/2023
Description of FAR				
CME to note that the deviation request for the remote audit was approved for the monitoring period 01/01/2021 to 31/12/2021, however, as per the deviation decision authorized by GS for remote site visits for all VPAs, and in accordance with paragraph 11.1.2 of the microscale project requirement, CME shall facilitate VVB's on-site audit during the next periodic verification.				
Project participant response				Date: XX/XX/XXXX
Documentation provided by project participant				
GS VVB assessment				Date: XX/XX/XXXX

Appendix 5. Data and parameters fixed ex-ante

SDG 13: Climate Action

Parameter	$EF_{b, \text{fuel}, \text{CO}_2}$
Data unit:	tCO ₂ /t firewood
Default values used:	1.747
Purpose of data	To calculate VERs
Source and Verification of the source	IPCC default values, table 1.4 of chapter 1 of Vol. 2, 2006 IPCC Guidelines for National Greenhouse Gas Inventories

Parameter	$EF_{b, \text{fuel}, \text{non_CO}_2}$
Data unit:	tCO ₂ /t firewood
Default values used:	0.58
Purpose of data	To calculate VERs
Source and Verification of the source	IPCC default value, table 1.4 of Chapter 1 of Vol.2, 2006 IPCC Guidelines for National Greenhouse Gas Inventories

Parameter	η_b
Data unit:	Fraction
Default values used:	0.10
Purpose of data	To calculate VERs
Source and Verification of the source	The default value as per the GS methodology.

Parameter	η_p
Data unit:	Fraction
Default values used:	0.234
Purpose of data	To calculate VERs
Source and Verification of the source	VVB has checked the document provided to prove the efficiency of ICS i.e. "tiipaalga_Rapport de tests de performance énergétiques F3PA 24 07 2015 VF"

Parameter	$f_{\text{NRB}, b, y}$
Data unit:	Fraction
Default values used:	0.90
Purpose of data	To calculate VERs
Source and Verification of the source	Default NRB value provided by the CDM executive board and endorsed by the host country DNA (http://cdm.unfccc.int/DNA/fNRB/docs/burkina.pdf)

Parameter	$B_{b, y}$
Data unit:	t/hh/a (tons firewood per household per annum)
Default values used:	VPA-01 – 3.39 VPA-02 – 3.39 VPA-03 – 3.33 VPA-04 – 3.53 VPA-05 – 3.41 VPA-06 – 3.03 VPA-07 – 3.03 VPA-08 – 3.44 VPA-09 – 3.74 VPA-10 – 3.78 VPA-11 – 3.32

	VPA-12 -3.32 VPA-13 -3.32 VPA-14 - 3.94 VPA-15 -3.94 VPA-16 -3.94 VPA-17 -3.94 VPA-29 -3.94 VPA-18 - 3.74 VPA-19 -3.74 VPA-20 -3.74
Purpose of data	To calculate VERs
Source and Verification of the source	The value was derived from ex-ante baseline surveys.

Parameter	$LE_{p,i,y}$
Data unit:	fraction
Default values used:	0.95
Purpose of data	To calculate VERs
Source and Verification of the source	Default value

Appendix 5. Data and parameters monitored.
Parameters common for all four Bundles

Relevant SDG Indicator	SDG 13, Climate action
Data/ Parameter	U_{p,1}
Unit	Percentage
Description	Usage rate in project scenario p during year 1
Source of data	Annual usage/monitoring survey. See documents ‘ 1. GS1340_VPA1-10_MP7_MS’ / Tab ‘Analysis 2. GS1340_MS_VPA-11-12-13_Vintage 2021’/Tab ‘Analysis 3. GS1340_MS_VPA14-17_MP2_VPA 29_MP1_20220809_ANALYSIS 4. GS1340_MS_VPA18-19-20_MP1_ANALYSIS
Value(s) applied	Bundle 1 (VPA01-VPA10) 81.82 Bundle 2 (VPA11-VPA13) 76.19 Bundle 3 (VPA14-VPA17 & VPA 29) 99.09 Bundle 4 (VPA18-VPA20) 97.30
Measurement methods and procedure	The measurement of the usage rate is based on qualitative information collected in the usage/monitoring survey. A question concerning the current use of the technology is asked to each end user of the sample and is validated by the observation of the surveyor to determine the usage rate of each technology age category.
Monitoring frequency	Annual
QA/QC procedures	Transparent data analysis and reporting
Purpose of data	Calculation of emission reductions
Additional comment	A usage parameter is derived for each age group of project cookstoves being credited. The usage survey will determine if the project cookstoves can be considered as ‘in use’ or ‘not in use’ and if the project cookstoves are in ‘good condition’ or ‘not in good condition’. The record keeping system of the VPA is at household level (with household number) for which all baseline cookstove set(s) (comprising of several traditional three stone cookstoves for domestic use) have been replaced by project cookstove set(s). Cookstove set(s) within a household can only be considered ‘in use’ if all the cookstoves in the set(s) (in polygamous households all cookstoves of all cookstove sets of all women in the household) are being used. Similarly, cookstove set(s) can only be considered in ‘good condition’ as long as all cookstoves within the cookstove set(s) (in polygamous households all cookstoves of all cookstove sets of all women in the household) are in a ‘good condition’. See document ‘GS1340_MS_VPA_25-26_MP1_20220518’.
VVB Assessment	VVB has assessed the “1.GS1340_VPA1-10_MP7_MS’ / Tab ‘Analysis 2.GS1340_MS_VPA-11-12-13_Vintage 2021’/Tab ‘Analysis

	<p>3.GS1340_MS_VPA14-17_MP2_VPA 29_MP1_20220809_ANALYSIS</p> <p>4.GS1340_MS_VPA18-19-20_MP1_ANALYSIS” against $U_{p,1}$. which was found in line with the values mentioned same has been checked by VVB during end-user interviews and confirmed that the values mentioned are correct.</p>
--	--

Relevant SDG Indicator	SDG 13, Climate action
Data/ Parameter	$U_{p,2}$
Unit	Percentage
Description	Usage rate in project scenario p during year 1
Source of data	Annual usage/monitoring survey. See documents ‘ 1.GS1340_VPA1-10_MP7_MS’ / Tab ‘Analysis 2.GS1340_MS_VPA-11-12-13_Vintage 2021’/Tab ‘Analysis 3.GS1340_MS_VPA14-17_MP2_VPA 29_MP1_20220809_ANALYSIS 4.GS1340_MS_VPA18-19-20_MP1_ANALYSIS
Value(s) applied	Bundle 1 (VPA01-VPA10) 78.18 Bundle 2 (VPA11-VPA13) 76.19 Bundle 3 (VPA14-VPA17 & VPA 29) 90.00
Measurement methods and procedure	The measurement of the usage rate is based on qualitative information collected in the usage/monitoring survey. A question concerning the current use of the technology is asked to each end user of the sample and is validated by the observation of the surveyor to determine the usage rate of each technology age category.
Monitoring frequency	Annual
QA/QC procedures	Transparent data analysis and reporting
Purpose of data	Calculation of emission reductions
Additional comment	<p>A usage parameter is derived for each age group of project cookstoves being credited. The usage survey will determine if the project cookstoves can be considered as ‘in use’ or ‘not in use’ and if the project cookstoves are in ‘good condition’ or ‘not in good condition’.</p> <p>The record keeping system of the VPA is at household level (with household number) for which all baseline cookstove set(s) (comprising of several traditional three stone cookstoves for domestic use) have been replaced by project cookstove set(s). Cookstove set(s) within a household can only be considered ‘in use’ if all the cookstoves in the set(s) (in polygamous households all cookstoves of all cookstove sets of all women in the household) are being used. Similarly, cookstove set(s) can only be considered in ‘good condition’ as long as all cookstoves within the cookstove set(s) (in polygamous households all cookstoves of all cookstove sets of all women in the household) are in a ‘good condition’.</p> <p>See document ‘GS1340_MS_VPA_25-26_MP1_20220518’.</p>
VVB Assessment	VVB has assessed the “1.GS1340_VPA1-10_MP7_MS’ / Tab ‘Analysis 2.GS1340_MS_VPA-11-12-13_Vintage 2021’/Tab ‘Analysis

	<p>3.GS1340_MS_VPA14-17_MP2_VPA 29_MP1_20220809_ANALYSIS</p> <p>4.GS1340_MS_VPA18-19-20_MP1_ANALYSIS” against $U_{p,2}$, which was found in line with the values mentioned same has been checked by VVB during end-user interviews and confirmed that the values mentioned are correct.</p>
--	--

Relevant SDG Indicator	SDG 13, Climate action
Data/ Parameter	$U_{p,3}$
Unit	Percentage
Description	Usage rate in project scenario p during year 1
Source of data	<p>Annual usage/monitoring survey. See documents ‘</p> <p>1.GS1340_VPA1-10_MP7_MS’ / Tab ‘Analysis</p> <p>2.GS1340_MS_VPA-11-12-13_Vintage 2021’/Tab ‘Analysis</p> <p>3.GS1340_MS_VPA14-17_MP2_VPA 29_MP1_20220809_ANALYSIS</p> <p>4.GS1340_MS_VPA18-19-20_MP1_ANALYSIS</p>
Value(s) applied	<p>Bundle 1 (VPA01-VPA10)</p> <p>78.18</p> <p>Bundle 2 (VPA11-VPA13)</p> <p>85.32</p>
Measurement methods and procedure	The measurement of the usage rate is based on qualitative information collected in the usage/monitoring survey. A question concerning the current use of the technology is asked to each end user of the sample and is validated by the observation of the surveyor to determine the usage rate of each technology age category.
Monitoring frequency	Annual
QA/QC procedures	Transparent data analysis and reporting
Purpose of data	Calculation of emission reductions
Additional comment	<p>A usage parameter is derived for each age group of project cookstoves being credited. The usage survey will determine if the project cookstoves can be considered as ‘in use’ or ‘not in use’ and if the project cookstoves are in ‘good condition’ or ‘not in good condition’.</p> <p>The record keeping system of the VPA is at household level (with household number) for which all baseline cookstove set(s) (comprising of several traditional three stone cookstoves for domestic use) have been replaced by project cookstove set(s). Cookstove set(s) within a household can only be considered ‘in use’ if all the cookstoves in the set(s) (in polygamous households all cookstoves of all cookstove sets of all women in the household) are being used. Similarly, cookstove set(s) can only be considered in ‘good condition’ as long as all cookstoves within the cookstove set(s) (in polygamous households all cookstoves of all cookstove sets of all women in the household) are in a ‘good condition’.</p> <p>See document ‘GS1340_MS_VPA_25-26_MP1_20220518’.</p>
VVB Assessment	<p>VVB has assessed the “1.GS1340_VPA1-10_MP7_MS’ / Tab ‘Analysis</p> <p>2.GS1340_MS_VPA-11-12-13_Vintage 2021’/Tab ‘Analysis</p> <p>3.GS1340_MS_VPA14-17_MP2_VPA 29_MP1_20220809_ANALYSIS</p>

	4.GS1340_MS_VPA18-19-20_MP1_ANALYSIS” against $U_{p,3}$, which was found in line with the values mentioned same has been checked by VVB during end-user interviews and confirmed that the values mentioned are correct.
--	--

Relevant SDG Indicator	SDG 13, Climate action
Data/ Parameter	$U_{p,4}$
Unit	Percentage
Description	Usage rate in project scenario p during year 1
Source of data	Annual usage/monitoring survey. See documents ‘ 1.GS1340_VPA1-10_MP7_MS’ / Tab ‘Analysis 2.GS1340_MS_VPA-11-12-13_Vintage 2021’/Tab ‘Analysis 3.GS1340_MS_VPA14-17_MP2_VPA 29_MP1_20220809_ANALYSIS 4.GS1340_MS_VPA18-19-20_MP1_ANALYSIS
Value(s) applied	Bundle 1 (VPA01-VPA10) 73.64 Bundle 2 (VPA11-VPA13) 90.99
Measurement methods and procedure	The measurement of the usage rate is based on qualitative information collected in the usage/monitoring survey. A question concerning the current use of the technology is asked to each end user of the sample and is validated by the observation of the surveyor to determine the usage rate of each technology age category.
Monitoring frequency	Annual
QA/QC procedures	Transparent data analysis and reporting
Purpose of data	Calculation of emission reductions
Additional comment	A usage parameter is derived for each age group of project cookstoves being credited. The usage survey will determine if the project cookstoves can be considered as ‘in use’ or ‘not in use’ and if the project cookstoves are in ‘good condition’ or ‘not in good condition’. The record keeping system of the VPA is at household level (with household number) for which all baseline cookstove set(s) (comprising of several traditional three stone cookstoves for domestic use) have been replaced by project cookstove set(s). Cookstove set(s) within a household can only be considered ‘in use’ if all the cookstoves in the set(s) (in polygamous households all cookstoves of all cookstove sets of all women in the household) are being used. Similarly, cookstove set(s) can only be considered in ‘good condition’ as long as all cookstoves within the cookstove set(s) (in polygamous households all cookstoves of all cookstove sets of all women in the household) are in a ‘good condition’. See document ‘GS1340_MS_VPA_25-26_MP1_20220518’.
VVB Assessment	VVB has assessed the “1.GS1340_VPA1-10_MP7_MS’ / Tab ‘Analysis 2.GS1340_MS_VPA-11-12-13_Vintage 2021’/Tab ‘Analysis 3.GS1340_MS_VPA14-17_MP2_VPA 29_MP1_20220809_ANALYSIS 4.GS1340_MS_VPA18-19-20_MP1_ANALYSIS” against $U_{p,4}$, which was found in line with the values mentioned same has

	been checked by VVB during end-user interviews and confirmed that the values mentioned are correct.
--	---

Relevant SDG Indicator	SDG 13, Climate action
Data/ Parameter	U_{p,5}
Unit	Percentage
Description	Usage rate in project scenario p during year 1
Source of data	Annual usage/monitoring survey. See documents ‘ 1.GS1340_VPA1-10_MP7_MS’ / Tab ‘Analysis 2.GS1340_MS_VPA-11-12-13_Vintage 2021’/Tab ‘Analysis 3.GS1340_MS_VPA14-17_MP2_VPA 29_MP1_20220809_ANALYSIS 4.GS1340_MS_VPA18-19-20_MP1_ANALYSIS
Value(s) applied	Bundle 1 (VPA01-VPA10) 62.73
Measurement methods and procedure	The measurement of the usage rate is based on qualitative information collected in the usage/monitoring survey. A question concerning the current use of the technology is asked to each end user of the sample and is validated by the observation of the surveyor to determine the usage rate of each technology age category.
Monitoring frequency	Annual
QA/QC procedures	Transparent data analysis and reporting
Purpose of data	Calculation of emission reductions
Additional comment	A usage parameter is derived for each age group of project cookstoves being credited. The usage survey will determine if the project cookstoves can be considered as ‘in use’ or ‘not in use’ and if the project cookstoves are in ‘good condition’ or ‘not in good condition’. The record keeping system of the VPA is at household level (with household number) for which all baseline cookstove set(s) (comprising of several traditional three stone cookstoves for domestic use) have been replaced by project cookstove set(s). Cookstove set(s) within a household can only be considered ‘in use’ if all the cookstoves in the set(s) (in polygamous households all cookstoves of all cookstove sets of all women in the household) are being used. Similarly, cookstove set(s) can only be considered in ‘good condition’ as long as all cookstoves within the cookstove set(s) (in polygamous households all cookstoves of all cookstove sets of all women in the household) are in a ‘good condition’. See document ‘GS1340_MS_VPA_25-26_MP1_20220518’.
VVB Assessment	VVB has assessed the “1.GS1340_VPA1-10_MP7_MS’ / Tab ‘Analysis 2.GS1340_MS_VPA-11-12-13_Vintage 2021’/Tab ‘Analysis 3.GS1340_MS_VPA14-17_MP2_VPA 29_MP1_20220809_ANALYSIS 4.GS1340_MS_VPA18-19-20_MP1_ANALYSIS” against U _{p,5} , which was found in line with the values mentioned same has been checked by VVB during end-user interviews and confirmed that the values mentioned are correct.

Relevant SDG Indicator	SDG 13, Climate action
Data/ Parameter	N_{p,1}
Unit	Number of households included in the project (Units), based on days of usage of age group 0-1 during the monitoring period related to one year.
Description	Household in the project database for project scenario p through the year i for which all baseline cookstove set(s) (comprising of several traditional three-stone cookstoves for domestic use) have been replaced by project cookstove set(s).
Source of data	Project database. See document 'Tiipaalga_VPA1-10_MP7_Date recente_All HH' / Tab 'Analysis'. Tiipaalga_DR_VPA-11_IC_S_MP4_20220404_Recent date per HH' 'Tiipaalga_DR_VPA-12_IC_S_MP3_20220404_Recent date per HH' 'Tiipaalga_DR_VPA-13_IC_S_MP2_20220404_Recent date per HH' GS1340_VPA14- 17_MP2_VPA 29_MP1_DR_Recent date_20220330 Tiipaalga_DR_MP1_VPA- 18-19-20_20220330_Recent date.
Value(s) applied	VPA 01: 465 VPA 02: 200 VPA 03: 1,149 VPA 04: 879 VPA 05: 936 VPA 06: 1,545 VPA 07: 1,239 VPA 08: 642 VPA 09: 790 VPA 10: 735 VPA 11: 0 VPA 12: 0 VPA 13: 1,018 VPA 14: 838 VPA 15: 896 VPA 16: 852 VPA 17: 1,777 VPA 29: 596 VPA 18: 1,841 VPA 19: 1,792 VPA 20: 631
Measurement methods and procedure	For the determination of the number of usage days at the household level for age group 0-1 during the corresponding monitoring period, the latest start day of use of all constructed F3PA efficient cookstoves within the household will be taken in order to have a conservative approach. Number of households included in the project (Units) is calculated based on days of usage of age group 0-1 during the corresponding monitoring period related to one year.
Monitoring frequency	Annual
QA/QC procedures	Transparent data analysis and reporting

Purpose of data	Calculation of emission reductions
Additional comment	<p>A part of the households in the project area of the VPA are polygamous. Each wife of the household included in the carbon project must have at least two F3PA efficient cookstoves. This is a local cooking requirement as one is for the Mush "Tô", the other for the sauce "Sauce". Additional Cookstoves could be used for boiling water or preparing the soup. All the traditional three stone cookstoves for domestic use will be replaced by the F3PA efficient cookstoves. This means that according to the needs of the household, an un-predetermined number of projects cookstoves will be constructed and used at household level.</p> <p>As the quantity of firewood consumed in the baseline is determined at household level, the number of households will be monitored instead of project cookstoves to determine the emissions reductions.</p> <p>Women are trained by the APEDR and Solidagro instructors or leader women to build the project cookstoves themselves using local materials according to a strict construction protocol. In tight collaboration of the project coordinator, the instructor and the leader women the logistical management, quality assurance of the project cookstoves according to the construction protocol and the management of the project database recording all constructed project cookstoves will be ensured.</p>
VVB Assessment	<p>VVB has assessed the "Tiipaalga_VPA1-10_MP7_Date recente_All HH" / Tab 'Analysis'.</p> <p>Tiipaalga_DR_VPA-11_ICS_MP4_20220404_Recent date per HH'</p> <p>'Tiipaalga_DR_VPA-12_ICS_MP3_20220404_Recent date per HH'</p> <p>'Tiipaalga_DR_VPA-13_ICS_MP2_20220404_Recent date per HH'</p> <p>GS1340_VPA14- 17_MP2_VPA 29_MP1_DR_Recent date_20220330</p> <p>Tiipaalga_DR_MP1_VPA- 18-19-20_20220330_Recent date" against $N_{p,1}$ which was found in line with the values mentioned same has been checked by VVB and confirmed that the values mentioned are correct.</p>

Relevant SDG Indicator	SDG 13, Climate action
Data/ Parameter	$N_{p,2}$
Unit	Number of households included in the project (Units), based on days of usage of age group 0-1 during the monitoring period related to one year.
Description	Household in the project database for project scenario p through the year i for which all baseline cookstove set(s) (comprising of several traditional three-stone cookstoves for domestic use) have been replaced by project cookstove set(s).
Source of data	Project database. See document 'Tiipaalga_VPA1-10_MP7_Date recente_All HH' / Tab 'Analysis'.
	Tiipaalga_DR_VPA-11_ICS_MP4_20220404_Recent date per HH'

	<p>'Tiipaalga_DR_VPA-12_ICS_MP3_20220404_Recent date per HH'</p> <p>'Tiipaalga_DR_VPA-13_ICS_MP2_20220404_Recent date per HH'</p> <p>GS1340_VPA14- 17_MP2_VPA 29_MP1_DR_Recent date_20220330</p>
Value(s) applied	<p>VPA 01: 642</p> <p>VPA 02: 312</p> <p>VPA 03: 688</p> <p>VPA 04: 629</p> <p>VPA 05: 660</p> <p>VPA 06: 931</p> <p>VPA 07: 717</p> <p>VPA 08: 571</p> <p>VPA 09: 373</p> <p>VPA 10: 524</p> <p>VPA 11: 0</p> <p>VPA 12: 834</p> <p>VPA 13: 2,156</p> <p>VPA 14: 2,179</p> <p>VPA 15: 2,140</p> <p>VPA 16: 2,165</p> <p>VPA 17: 548</p> <p>VPA 29: 0</p>
Measurement methods and procedure	<p>For the determination of the number of usage days at the household level for age group 0-1 during the corresponding monitoring period, the latest start day of use of all constructed F3PA efficient cookstoves within the household will be taken in order to have a conservative approach.</p> <p>Number of households included in the project (Units) is calculated based on days of usage of age group 0-1 during the corresponding monitoring period related to one year.</p>
Monitoring frequency	Annual
QA/QC procedures	Transparent data analysis and reporting
Purpose of data	Calculation of emission reductions
Additional comment	<p>A part of the households in the project area of the VPA are polygamous. Each wife of the household included in the carbon project must have at least two F3PA efficient cookstoves. This is a local cooking requirement as one is for the Mush "Tô", the other for the sauce "Sauce". Additional Cookstoves could be used for boiling water or preparing the soup. All the traditional three stone cookstoves for domestic use will be replaced by the F3PA efficient cookstoves. This means that according to the needs of the household, an un-predetermined number of projects cookstoves will be constructed and used at household level.</p> <p>As the quantity of firewood consumed in the baseline is determined at household level, the number of households will be monitored instead of project cookstoves to determine the emissions reductions.</p> <p>Women are trained by the APEDR and Solidagro instructors or leader women to build the project cookstoves themselves using local materials according to a strict construction protocol. In tight collaboration of the project coordinator, the</p>

	instructor and the leader women the logistical management, quality assurance of the project cookstoves according to the construction protocol and the management of the project database recording all constructed project cookstoves will be ensured.
VVB Assessment	VVB has assessed the "Tiipaalga_VPA1-10_MP7_Date recente_All HH" / Tab 'Analysis'. Tiipaalga_DR_VPA-11_IC_S_MP4_20220404_Recent date per HH' 'Tiipaalga_DR_VPA-12_IC_S_MP3_20220404_Recent date per HH' 'Tiipaalga_DR_VPA-13_IC_S_MP2_20220404_Recent date per HH' GS1340_VPA14- 17_MP2_VPA 29_MP1_DR_Recent date_20220330 N_{p,2} which was found in line with the values mentioned same has been checked by VVB and confirmed that the values mentioned are correct.

Relevant SDG Indicator	SDG 13, Climate action
Data/ Parameter	N_{p,3}
Unit	Number of households included in the project (Units), based on days of usage of age group 0-1 during the monitoring period related to one year.
Description	Household in the project database for project scenario p through the year i for which all baseline cookstove set(s) (comprising of several traditional three-stone cookstoves for domestic use) have been replaced by project cookstove set(s).
Source of data	Project database. See document 'Tiipaalga_VPA1-10_MP7_Date recente_All HH' / Tab 'Analysis'. Tiipaalga_DR_VPA-11_IC_S_MP4_20220404_Recent date per HH' 'Tiipaalga_DR_VPA-12_IC_S_MP3_20220404_Recent date per HH' 'Tiipaalga_DR_VPA-13_IC_S_MP2_20220404_Recent date per HH'
Value(s) applied	VPA 01: 3 VPA 02: 5 VPA 03: 18 VPA 04: 23 VPA 05: 12 VPA 06: 44 VPA 07: 3 VPA 08: 380 VPA 09: 50 VPA 10: 81 VPA 11: 1,079 VPA 12: 2,496 VPA 13: 0

Measurement methods and procedure	For the determination of the number of usage days at the household level for age group 0-1 during the corresponding monitoring period, the latest start day of use of all constructed F3PA efficient cookstoves within the household will be taken in order to have a conservative approach. Number of households included in the project (Units) is calculated based on days of usage of age group 0-1 during the corresponding monitoring period related to one year.
Monitoring frequency	Annual
QA/QC procedures	Transparent data analysis and reporting
Purpose of data	Calculation of emission reductions
Additional comment	<p>A part of the households in the project area of the VPA are polygamous. Each wife of the household included in the carbon project must have at least two F3PA efficient cookstoves. This is a local cooking requirement as one is for the Mush "Tô", the other for the sauce "Sauce". Additional Cookstoves could be used for boiling water or preparing the soup. All the traditional three stone cookstoves for domestic use will be replaced by the F3PA efficient cookstoves. This means that according to the needs of the household, an un-predetermined number of projects cookstoves will be constructed and used at household level.</p> <p>As the quantity of firewood consumed in the baseline is determined at household level, the number of households will be monitored instead of project cookstoves to determine the emissions reductions.</p> <p>Women are trained by the APEDR and Solidagro instructors or leader women to build the project cookstoves themselves using local materials according to a strict construction protocol. In tight collaboration of the project coordinator, the instructor and the leader women the logistical management, quality assurance of the project cookstoves according to the construction protocol and the management of the project database recording all constructed project cookstoves will be ensured.</p>
VVB Assessment	<p>VVB has assessed the "Tiipaalga_VPA1-10_MP7_Date recente_All HH' / Tab 'Analysis'.</p> <p>Tiipaalga_DR_VPA-11_IC_S_MP4_20220404_Recent date per HH'</p> <p>'Tiipaalga_DR_VPA-12_IC_S_MP3_20220404_Recent date per HH'</p> <p>'Tiipaalga_DR_VPA-13_IC_S_MP2_20220404_Recent date per HH' against $N_{p,3}$ which was found in line with the values mentioned same has been checked by VVB and confirmed that the values mentioned are correct.</p>

Relevant SDG Indicator	SDG 13, Climate action
Data/ Parameter	$N_{p,4}$
Unit	Number of households included in the project (Units), based on days of usage of age group 0-1 during the monitoring period related to one year.
Description	Household in the project database for project scenario p through the year i for which all baseline cookstove set(s) (comprising of several traditional three-stone cookstoves for

	domestic use) have been replaced by project cookstove set(s).
Source of data	Project database. See document 'Tiipaalga_VPA1-10_MP7_Date recente_All HH' / Tab 'Analysis'. Tiipaalga_DR_VPA-11_ICS_MP4_20220404_Recent date per HH' 'Tiipaalga_DR_VPA-12_ICS_MP3_20220404_Recent date per HH' 'Tiipaalga_DR_VPA-13_ICS_MP2_20220404_Recent date per HH'
Value(s) applied	VPA 01: 153 VPA 02: 286 VPA 03: 323 VPA 04: 328 VPA 05: 212 VPA 06: 268 VPA 07: 272 VPA 08: 735 VPA 09: 645 VPA 10: 558 VPA 11: 2,357 VPA 12: 0 VPA 13: 0
Measurement methods and procedure	For the determination of the number of usage days at the household level for age group 0-1 during the corresponding monitoring period, the latest start day of use of all constructed F3PA efficient cookstoves within the household will be taken in order to have a conservative approach. Number of households included in the project (Units) is calculated based on days of usage of age group 0-1 during the corresponding monitoring period related to one year.
Monitoring frequency	Annual
QA/QC procedures	Transparent data analysis and reporting
Purpose of data	Calculation of emission reductions
Additional comment	A part of the households in the project area of the VPA are polygamous. Each wife of the household included in the carbon project must have at least two F3PA efficient cookstoves. This is a local cooking requirement as one is for the Mush "Tô", the other for the sauce "Sauce". Additional Cookstoves could be used for boiling water or preparing the soup. All the traditional three stone cookstoves for domestic use will be replaced by the F3PA efficient cookstoves. This means that according to the needs of the household, an un-predetermined number of projects cookstoves will be constructed and used at household level. As the quantity of firewood consumed in the baseline is determined at household level, the number of households will be monitored instead of project cookstoves to determine the emissions reductions. Women are trained by the APEDR and Solidagro instructors or leader women to build the project cookstoves themselves using local materials according to a strict construction protocol. In tight collaboration of the project coordinator, the

	instructor and the leader women the logistical management, quality assurance of the project cookstoves according to the construction protocol and the management of the project database recording all constructed project cookstoves will be ensured.
VVB Assessment	VVB has assessed the “Tiipaalgā_VPA1-10_ MP7_ Date recente_ All HH’ / Tab ‘Analysis’. Tiipaalgā_DR_VPA-11_ICS_MP4_20220404_Recent date per HH’ ‘Tiipaalgā_DR_VPA-12_ICS_MP3_20220404_Recent date per HH’ ‘Tiipaalgā_DR_VPA-13_ICS_MP2_20220404_Recent date per HH’ against $N_{p,4}$ which was found in line with the values mentioned same has been checked by VVB and confirmed that the values mentioned are correct.

Relevant SDG Indicator	SDG 13, Climate action
Data/ Parameter	$N_{p,5}$
Unit	Number of households included in the project (Units), based on days of usage of age group 0-1 during the monitoring period related to one year.
Description	Household in the project database for project scenario p through the year i for which all baseline cookstove set(s) (comprising of several traditional three-stone cookstoves for domestic use) have been replaced by project cookstove set(s).
Source of data	Project database. See document ‘Tiipaalgā_VPA1-10_ MP7_ Date recente_ All HH’ / Tab ‘Analysis’.
Value(s) applied	VPA 01: 834 VPA 02: 1,026 VPA 03: 1,127 VPA 04: 1,142 VPA 05: 1,183 VPA 06: 1,174 VPA 07: 1,203 VPA 08: 830 VPA 09: 1,214 VPA 10: 1,098
Measurement methods and procedure	For the determination of the number of usage days at the household level for age group 0-1 during the corresponding monitoring period, the latest start day of use of all constructed F3PA efficient cookstoves within the household will be taken in order to have a conservative approach. Number of households included in the project (Units) is calculated based on days of usage of age group 0-1 during the corresponding monitoring period related to one year.
Monitoring frequency	Annual
QA/QC procedures	Transparent data analysis and reporting
Purpose of data	Calculation of emission reductions
Additional comment	A part of the households in the project area of the VPA are polygamous. Each wife of the household included in the carbon project must have at least two F3PA efficient

	<p>cookstoves. This is a local cooking requirement as one is for the Mush “Tô”, the other for the sauce “Sauce”. Additional Cookstoves could be used for boiling water or preparing the soup. All the traditional three stone cookstoves for domestic use will be replaced by the F3PA efficient cookstoves. This means that according to the needs of the household, an un-predetermined number of projects cookstoves will be constructed and used at household level.</p> <p>As the quantity of firewood consumed in the baseline is determined at household level, the number of households will be monitored instead of project cookstoves to determine the emissions reductions.</p> <p>Women are trained by the APEDR and Solidagro instructors or leader women to build the project cookstoves themselves using local materials according to a strict construction protocol. In tight collaboration of the project coordinator, the instructor and the leader women the logistical management, quality assurance of the project cookstoves according to the construction protocol and the management of the project database recording all constructed project cookstoves will be ensured.</p>
VVB Assessment	<p>VVB has assessed the “Tiipaalga_VPA1-10_ MP7_Date recente_All HH’ / Tab ‘Analysis’ per” against $N_{p,5}$ which was found in line with the values mentioned same has been checked by VVB and confirmed that the values mentioned are correct.</p>

Relevant SDG Indicator	SDG 13, Climate action
Data/ Parameter	DF_{b, stove, 1}
Unit	Percentage
Description	Discount factor to account for the baseline stove use in project scenario p during the year 1
Source of data	Monitoring data. See document ‘GS1340_VPA1-10_MP7_MS’ / Tab ‘Analysis GS1340_MS_VPA-11-12- 13_Vintage 2021’ GS1340_MS_VPA14-17_MP2_VPA 29_MP1_20220809_ANALYSIS’.
Value(s) applied	Bundle 1 0.00 Bundle 2 4.52 Bundle 3 0.00 Bundle 4 0.15
Measurement methods and procedure	The measurement of the discount factor to account for the baseline stove use is based on qualitative information collected in the usage/monitoring survey. A question concerning the current use of the baseline technology is asked to each end user of the sample and is validated by the observation of the surveyor in order to determine the discount factor to account for the baseline stove use in project scenario p of each technology age category.
Monitoring frequency	Annual
QA/QC procedures	Transparent data analysis and reporting

Purpose of data	Calculation of emission reductions
Additional comment	<p>The discount factor for the baseline stove is determined based on the number of meals cooked using the baseline stove. The required information is captured through sample surveys carried out following a random sampling approach for age groups 0-1 of the project stove. The impact of seasonal variation on the use of baseline stoves is considered as part of the monitoring survey. The survey format for sample questions to capture this information is described in the Monitoring Plan.</p> <p>In the case of polygamous households, the discount factor is determined for each cookstove set and the highest value of all cookstove sets within the household is used as representative discount factor for the household. .</p>
VVB Assessment	<p>VVB has assessed the “GS1340_VPA1-10_MP7_MS’ / Tab ‘Analysis, GS1340_MS_VPA-11-12- 13_Vintage 2021” GS1340_MS_VPA14-17_MP2_VPA 29_MP1_20220809_ANALYSIS’. against $DF_{b, stove, 1}$ which was found in line with the values mentioned same has been checked by VVB during remote visit and confirmed that the values mentioned are correct.</p>

Relevant SDG Indicator	SDG 13, Climate action
Data/ Parameter	$DF_{b, stove, 2}$
Unit	Percentage
Description	Discount factor to account for the baseline stove use in project scenario p during the year 1
Source of data	Monitoring data. See document ‘GS1340_VPA1-10_MP7_MS’ / Tab ‘Analysis, GS1340_MS_VPA-11-12- 13_Vintage 2021’ GS1340_MS_VPA14-17_MP2_VPA 29_MP1_20220809_ANALYSIS’.
Value(s) applied	Bundle 1 0.00 Bundle 2 4.52 Bundle 3 0.14
Measurement methods and procedure	The measurement of the discount factor to account for the baseline stove use is based on qualitative information collected in the usage/monitoring survey. A question concerning the current use of the baseline technology is asked to each end user of the sample and is validated by the observation of the surveyor in order to determine the discount factor to account for the baseline stove use in project scenario p of each technology age category.
Monitoring frequency	Annual
QA/QC procedures	Transparent data analysis and reporting
Purpose of data	Calculation of emission reductions
Additional comment	<p>The discount factor for the baseline stove is determined based on the number of meals cooked using the baseline stove. The required information is captured through sample surveys carried out following a random sampling approach for age groups 0-2 of the project stove. The impact of seasonal variation on the use of baseline stoves is considered as part</p>

	<p>of the monitoring survey. The survey format for sample questions to capture this information is described in the Monitoring Plan.</p> <p>In the case of polygamous households, the discount factor is determined for each cookstove set and the highest value of all cookstove sets within the household is used as representative discount factor for the household. .</p>
VVB Assessment	<p>VVB has assessed the “GS1340_VPA1-10_MP7_MS’ / Tab ‘Analysis” GS1340_MS_VPA-11-12- 13_Vintage 2021’ GS1340_MS_VPA14-17_MP2_VPA 29_MP1_20220809_ANALYSIS’.</p> <p>against DF_{b, stove, 2} which was found in line with the values mentioned same has been checked by VVB during remote visit and confirmed that the values mentioned are correct.</p>

Relevant SDG Indicator	SDG 13, Climate action
Data/ Parameter	DF_{b, stove, 3}
Unit	Percentage
Description	Discount factor to account for the baseline stove use in project scenario p during the year 1
Source of data	Monitoring data. See document ‘GS1340_VPA1-10_MP7_MS’ / Tab ‘Analysis. GS1340_MS_VPA-11-12- 13_Vintage 2021’
Value(s) applied	Bundle 1 0.00 Bundle 2 2.0
Measurement methods and procedure	<p>The measurement of the discount factor to account for the baseline stove use is based on qualitative information collected in the usage/monitoring survey. A question concerning the current use of the baseline technology is asked to each end user of the sample and is validated by the observation of the surveyor in order to determine the discount factor to account for the baseline stove use in project scenario p of each technology age category.</p>
Monitoring frequency	Annual
QA/QC procedures	Transparent data analysis and reporting
Purpose of data	Calculation of emission reductions
Additional comment	<p>The discount factor for the baseline stove is determined based on the number of meals cooked using the baseline stove. The required information is captured through sample surveys carried out following a random sampling approach for age groups 0-3 of the project stove. The impact of seasonal variation on the use of baseline stoves is considered as part of the monitoring survey. The survey format for sample questions to capture this information is described in the Monitoring Plan.</p> <p>In the case of polygamous households, the discount factor is determined for each cookstove set and the highest value of all cookstove sets within the household is used as representative discount factor for the household.</p>
VVB Assessment	<p>VVB has assessed the “GS1340_VPA1-10_MP7_MS’ / Tab ‘Analysis” GS1340_MS_VPA-11-12- 13_Vintage 2021’ against DF_{b, stove, 3} which was found in line with the values mentioned same has been checked by VVB during remote visit and confirmed that the values mentioned are correct.</p>

Relevant SDG Indicator	SDG 13, Climate action
Data/ Parameter	DF_{b, stove, 4}
Unit	Percentage
Description	Discount factor to account for the baseline stove use in project scenario p during the year 1
Source of data	Monitoring data. See document 'GS1340_VPA1-10_MP7_MS' / Tab 'Analysis'. GS1340_MS_VPA-11-12- 13_Vintage 2021'
Value(s) applied	Bundle 1 0.88 Bundle 2 1.23
Measurement methods and procedure	The measurement of the discount factor to account for the baseline stove use is based on qualitative information collected in the usage/monitoring survey. A question concerning the current use of the baseline technology is asked to each end user of the sample and is validated by the observation of the surveyor in order to determine the discount factor to account for the baseline stove use in project scenario p of each technology age category.
Monitoring frequency	Annual
QA/QC procedures	Transparent data analysis and reporting
Purpose of data	Calculation of emission reductions
Additional comment	The discount factor for the baseline stove is determined based on the number of meals cooked using the baseline stove. The required information is captured through sample surveys carried out following a random sampling approach for age groups 0-4 of the project stove. The impact of seasonal variation on the use of baseline stoves is considered as part of the monitoring survey. The survey format for sample questions to capture this information is described in the Monitoring Plan. In the case of polygamous households, the discount factor is determined for each cookstove set and the highest value of all cookstove sets within the household is used as representative discount factor for the household.
VVB Assessment	VVB has assessed the "GS1340_VPA1-10_MP7_MS' / Tab 'Analysis" GS1340_MS_VPA-11-12- 13_Vintage 2021' against DF_{b, stove, 4} which was found in line with the values mentioned same has been checked by VVB during remote visit and confirmed that the values mentioned are correct.

Relevant SDG Indicator	SDG 13, Climate action
Data/ Parameter	DF_{b, stove, 5}
Unit	Percentage
Description	Discount factor to account for the baseline stove use in project scenario p during the year 1
Source of data	Monitoring data. See document 'GS1340_VPA1-10_MP7_MS' / Tab 'Analysis'.
Value(s) applied	Bundle 1 0.00

Measurement methods and procedure	The measurement of the discount factor to account for the baseline stove use is based on qualitative information collected in the usage/monitoring survey. A question concerning the current use of the baseline technology is asked to each end user of the sample and is validated by the observation of the surveyor in order to determine the discount factor to account for the baseline stove use in project scenario p of each technology age category.
Monitoring frequency	Annual
QA/QC procedures	Transparent data analysis and reporting
Purpose of data	Calculation of emission reductions
Additional comment	The discount factor for the baseline stove is determined based on the number of meals cooked using the baseline stove. The required information is captured through sample surveys carried out following a random sampling approach for age groups 0-5 of the project stove. The impact of seasonal variation on the use of baseline stoves is considered as part of the monitoring survey. The survey format for sample questions to capture this information is described in the Monitoring Plan. In the case of polygamous households, the discount factor is determined for each cookstove set, and the highest value of all cookstove sets within the household is used as representative discount factor for the household.
VVB Assessment	VVB has assessed the "GS1340_VPA1-10_MP7_MS" / Tab 'Analysis" against $DF_{b, stove, 1}$ which was found in line with the values mentioned same has been checked by VVB during a remote visit and confirmed that the values mentioned are correct.

Relevant SDG Indicator	SDG 13, Climate action
Data/ Parameter	DF_n
Unit	Fraction
Description	Discount factor to account for efficiency loss of project stoves
Source of data	Gold Standard Simplified Methodology for Efficient Cookstoves
Value(s) applied	Default value: 0.99 i.e., 1 % efficiency loss per year
Measurement methods and procedure	N.A.
Monitoring frequency	N.A.
QA/QC procedures	N.A.
Purpose of data	Calculation of emission reductions
Additional comment	N.A.
VVB Assessment	The default value is being used from a methodology that is in line with the requirement.

Relevant SDG Indicator	SDG 7, Affordable and clean energy
Data/ Parameter	Number of households equipped with F3PA cookstoves for the group of VPA's
Unit	Number
Description	Number of households included in the project database that are equipped with F3PA cookstoves
Source of data	Project database. See document 'DR_Tiipaalga_VPA01-10_IC_S_MP7

	DR_Tiipaalga_VPA-11_ICS_20220404' & 'DR_Tiipaalga_VPA-12_ICS_20220404' & 'DR_Tiipaalga_VPA-13_ICS_20220404' GS1340_VPA14- 17_MP2_VPA 29_MP1_DR_Recent date_20220330'. GS1340_VPA18-19- 20_DR_HH and ICS_20220330', tab 'Raw data'.
Value(s) applied	VPA 01: 6,151 VPA 02: 5,557 VPA 03: 8,779 VPA 04: 8,553 VPA 05: 8,303 VPA 06: 11,040 VPA 07: 9,340 VPA 08: 8,989 VPA 09: 8,256 VPA 10: 8,012 VPA 11: 10,387 VPA 12: 10,165 VPA 13: 8,629 VPA 14: 838 VPA 15: 896 VPA 16: 852 VPA 17: 1,777 VPA 29: 596 VPA 18: 2,900 VPA 19: 2,899 VPA 20: 980
Measurement methods and procedure	The project database provides a list of end-users with number of F3PA efficient cookstoves per end-user.
Monitoring frequency	Continuous
QA/QC procedures	The data is analyzed in the monitoring report and Project database is made available for review.
Purpose of data	Calculation of the parameter "Number of households equipped with F3PA cookstoves for the group of VPA's"
Additional comment	N/A
VVB Assessment	VVB has assessed the "GS1340_VPA18-19- 20_DR_HH and ICS_20220330', tab 'Raw data'" against " Number of households equipped with F3PA cookstoves for the group of VPA's " which was found in line with the values calculated same has been checked by VVB and confirmed that the values mentioned are correct.

Relevant SDG Indicator	SDG 13, Climate Action
Data/ Parameter	Number of tCO2e reduced by the project
Unit	Ton of CO2e
Description	Number of tCO2e reduced thanks to the implementation of the project during the corresponding monitoring period.
Measured/calculated/default	Measured
Source of data	ER calculations: see document ' GS 1340 - VPA 01-10 - ER_MP7 ' GS 1340 - VPA 11 - ER_MP4 ' 'GS 1340 - VPA 12 - ER_MP3 ' 'GS 1340 - VPA 13 - ER_MP2 ' GS 1340 - VPA 14-15-16- 17_MP2-VPA 29_MP1-ER ' GS 1340 - VPA 18 - 19 - 20_ER_MP1 '

Value(s) of monitored parameter	VPA-01: 5,656 tCO ₂ e VPA-02: 4,668 tCO ₂ e VPA-03: 8,919 tCO ₂ e VPA-04: 8,452 tCO ₂ e VPA-05: 8,193 tCO ₂ e VPA-06: 9,860 tCO ₂ e VPA-07: 8,418 tCO ₂ e VPA-08: 8,760 tCO ₂ e VPA-09: 9,049 tCO ₂ e VPA-10: 9,006 tCO ₂ e VPA 11: 10,000 tCO ₂ e (11,068 tCO ₂ e) VPA 12: 9,829 tCO ₂ e VPA 13: 8,497 tCO ₂ e VPA 14: 10,000 tCO ₂ e (12,193 tCO ₂ e) VPA 15: 10,000 tCO ₂ e (12,293 tCO ₂ e) VPA 16: 10,000 tCO ₂ e (12,200 tCO ₂ e) VPA 17: 9,895 tCO ₂ e VPA 29: 2,599 tCO ₂ e VPA 18: 7,461 tCO ₂ e VPA 19: 7,264 tCO ₂ e VPA 20: 2,559 tCO ₂ e
Monitoring equipment	N/A
Measuring/reading/recording frequency	Annual
Calculation method (if applicable)	See section E.4
QA/QC procedures	Transparent data analysis and reporting
Purpose of data	Calculation of emission reductions
Additional comments	N.A.
VVB Assessment	VVB has assessed the “GS 1340 - VPA 01-10 - ER_MP7’ GS 1340 - VPA 11 - ER_MP4’ ‘GS 1340 - VPA 12 - ER_MP3’ ‘GS 1340 - VPA 13 - ER_MP2’ GS 1340 - VPA 14-15-16- 17_MP2-VPA 29_MP1-ER’ GS 1340 - VPA 18 - 19 - 20_ER_MP1” against “ Number of tCO₂e reduced by the project ” which was found in line with the values calculated same has been checked by VVB and confirmed that the values mentioned are correct.

SDG Monitored parameter for VPA18 to VPA 20 (Bundle 4)

Relevant SDG Indicator	SDG 1, No Poverty
Data/ Parameter	Average household annual savings i.e., decrease in expenditure on wood fuel purchase. Various expenses that women do after saving money required for the purchase of wood: i. School fees; ii. Purchase of medical drugs; iii. Purchase of food; iv. Investment in field crops; v. Purchase of equipment; vi. Income-generating activities; vii. Savings.
Unit	€ or FCFA

Description	Total estimated amount in FCFA or € saved by the stove users on wood fuel purchase during the monitoring period (i) School fees _p : Proportion of stove users using their saved money to school fees; (ii) Purchase of medical drugs _p : Proportion of stove users using their saved money to purchase of medical drugs; (iii) Purchase of food _p : Proportion of stove users using their saved money to (iv) Investment for field crops _p : Proportion of stove users using their saved money to investments for field crops; (v) Purchase of equipments _p : Proportion of stove users using their saved money to purchase of equipments; (vi) Income generating activities _p : Proportion of stove users using their saved money to income generating activities; (vii) Savings _p : Proportion of stove users using their saved money to savings.
Source of data	Monitoring survey, see document ‘GS1340_MS_VPA18-19- 20_MP1_ANALYSIS’.
Value(s) applied	13€ Proportion of the usage of saved money: i. School fees _p : 94% ii. Purchase of medical drugs _p : 89% iii. Purchase of food _p : 94% iv. Investment for field crops _p : 25% v. Purchase of equipments _p : 11% vi. Income generating activities _p : 56% vii. Savings _p : 19%
Measurement methods and procedure	The measurement of the parameter is based on quantitative information collected during Monitoring surveys. The end users are asked whether they purchase wood fuel and if so, how much they spend on yearly basis.
Monitoring frequency	Annual
QA/QC procedures	The data will be analysed in the monitoring report and raw data of the monitoring surveys will be made available for review.
Purpose of data	Calculation for the parameter “Average household annual savings i.e., decrease in expenditure on wood fuel purchase”
Additional comment	N/A
VVB Assessment	VVB has assessed the “GS1340_MS_VPA18-19-20_MP1_ANALYSIS” for VPA 18 to VPA 20 (Bundle 4) against “Average household annual savings i.e., decrease in expenditure on wood fuel purchase.” which was found in line with the values calculated same has been checked by VVB and confirmed that the values mentioned are correct.

Relevant SDG Indicator	SDG 1, No Poverty
Data/ Parameter	Total estimated amount saved by the stove users on wood fuel purchase during the monitoring period Various expenses which women do after saving money required for the purchase of wood: i School fees; ii Purchase of medical drugs; iii Purchase of food; iv Investment for field crops; v Purchase of equipment; vi Income generating activities;

	vii Savingsp;
Unit	€ or FCFA
Description	Total estimated amount in FCFA or € saved by the stove users on wood fuel purchase during the monitoring period viii. School feesp: Proportion of stove users using their saved money to school fees; ix. Purchase of medical drugsp: Proportion of stove users using their saved money to purchase of medical drugs; x. Purchase of foodp: Proportion of stove users using their saved money to xi. Investment for field cropsp: Proportion of stove users using their saved money to investments for field crops; xii. Purchase of equipmentsp: Proportion of stove users using their saved money to purchase of equipments; xiii. Income generating activitiesp: Proportion of stove users using their saved money to income generating activities; xiv. Savingsp: Proportion of stove users using their saved money to savings.
Source of data	Monitoring survey, see document ‘GS1340_MS_VPA18-19- 20_MP1_ANALYSIS
Value(s) applied	59,843,862 FCFA or 81,212 € Proportion of the usage of saved money: viii. School feesp: 94% ix. Purchase of medical drugsp: 89% x. Purchase of foodp: 94% xi. Investment for field cropsp: 25% xii. Purchase of equipmentsp: 11% xiii. Income generating activitiesp: 56% xiv. Savingsp: 19%
Measurement methods and procedure	The measurement of the parameter is based on quantitative information collected during Monitoring surveys. The end users are asked whether they purchase wood fuel and if so, how much they spend on yearly basis. The result is extrapolated on all stove users within the group of VPA’s.
Monitoring frequency	Annual
QA/QC procedures	The data will be analysed in the monitoring report and raw data of the monitoring surveys will be made available for review.
Purpose of data	Calculation for the parameter “Total estimated amount saved by stove users on wood fuel purchase for the group of VPA’s”
Additional comment	N/A
VVB Assessment	VVB has assessed the “GS1340_MS_VPA18-19-20_MP1_ANALYSIS” against “ Total estimated amount saved by the stove users on wood fuel purchase during the monitoring period ” which was found in line with the values calculated same has been checked by VVB and confirmed that the values mentioned are correct.

Relevant SDG Indicator	SDG 3, Good health, and well-being
Data/ Parameter	Proportion of households perceiving: Smoke level reduction Incidence of coughing reduction Incidence of respiratory illness reduction Incidence of itchy eyes reduction
Unit	Fraction

Description	Proportion of households perceiving less often smoke levels, incidence of coughing, incidence of respiratory illness, the incidence of itchy eyes since the implementation of F3PA efficient cookstoves
Source of data	Monitoring survey, see document 'GS1340_MS_VPA18-19-20_MP1_ANALYSIS'.
Value(s) applied	Proportion of households perceiving: Smoke level reduction: 100% Incidence of coughing reduction: 100% Incidence of respiratory illness reduction: 100% Incidence of itchy eyes reduction: 100%
Measurement methods and procedure	The measurement of the parameter is based on qualitative information collected during Monitoring surveys. The end users are asked whether, since they have the F3PA efficient cookstoves, smoke level occurs for each more often, less often among the family members or the situation has not changed. The same is asked for coughing, respiratory illnesses and itchy eyes.
Monitoring frequency	Annual
QA/QC procedures	The data is analyzed in the monitoring report and raw data of the Monitoring surveys is made available for review.
Purpose of data	Calculation of the parameter "Proportion of households perceiving less often smoke levels, incidence of coughing, incidence of respiratory illness, incidence of itchy eyes"
Additional comment	N.A.
VVB Assessment	VVB has assessed the "GS1340_MS_VPA18-19-20_MP1_ANALYSIS" against " Proportion of households perceiving, Smoke level reduction, Incidence of coughing reduction, Incidence of respiratory illness reduction, Incidence of itchy eyes reduction " which was found in line with the values calculated same has been checked by VVB and confirmed that the values mentioned are correct.

Relevant SDG Indicator	SDG 4, Quality Education
Data/ Parameter	Number of employees provided skill development training
Unit	Number
Description	Number of employees involved in the program who received training to increase their performance for their role within the project.
Source of data	Reports regarding the training initiatives See document 'TrainingSurveyors_MP1_VPA 18-20 en'
Value(s) applied	2
Measurement methods and procedure	The list of training initiatives during the corresponding monitoring period
Monitoring frequency	Annual
QA/QC procedures	The data is analyzed in the reports regarding the training initiatives, which is made available for review
Purpose of data	Calculation of the parameter: "Number of employee provided skill development training"
Additional comment	Starting from the 19th of March 2022, two surveyors received a 2-day training under the supervision of members of Association tiipaalga. The purpose of the training was to teach the fundamentals of the usage survey with a theoretical and practical phase and to familiarize with the used tools (Akvo software). The surveyors were ultimately able to collect quality data from the households on the field for the purpose of the monitoring survey. More details regarding the training and the participants list can be found in document: 'TrainingSurveyors_MP1_VPA 18-20 en'.

VVB Assessment	VVB has assessed the “TrainingSurveyors_MP1_VPA 18-20 en” against “ Number of employees provided skill development training ” which was found in line with the values mentioned in the supporting document same has been checked by VVB and confirmed that the values mentioned are correct.
-----------------------	---

Relevant SDG Indicator	SDG 4, Quality Education
Data/ Parameter	Number of workshops carried out for women per group of VPA’s per year
Unit	Number
Description	Number of workshops carried out for women in order to increase their empowerment
Source of data	An overview of the workshops carried out for women can be found in the document ‘List_FormationsAnimation_Zoundwéogo_MP1_with comments’.
Value(s) applied	117
Measurement methods and procedure	The list of workshops carried out for women during the corresponding monitoring period
Monitoring frequency	Annual
QA/QC procedures	The data is analyzed in the reports regarding the workshops carried out for women, which is made available for review
Purpose of data	Calculation of the parameter “Number of workshops carried out for women”
Additional comment	Two types of workshops were organized: i) sensitization workshops; and ii) training workshops of leader women for the construction of F3PA efficient cookstoves. During the sensibilization sessions stove users are informed about the advantages of the project cookstoves for the climate and desertification of the project area, tiipaalga’s activities, on how the banco or mud should be prepared for the construction of the cookstoves etc. During training sessions leader women are trained on how the F3PA efficient cookstoves should be constructed. In total, 14,528 participants were present during the workshops; 87% of which were women. A complete overview of the different sessions can be found in documents : ‘List_FormationsAnimation_Zoundwéogo_MP1_with comments’ ‘Zoundwéogo_SDG4_Synthèse.xlsx’.
VVB Assessment	VVB has assessed the “List_FormationsAnimation_Zoundwéogo_MP1_with comments” against the “ Number of workshops carried out for women per group of VPA’s per year ” which was found in line with the values mentioned in the supporting document also same has been checked by VVB and confirmed from the supporting document that the values mentioned are correct.

Relevant SDG Indicator	SDG 5, Gender equality
Data/ Parameter	Average time saving associated with cooking time and fuel collection per woman per week.
Unit	Hours/week

Description	<p>Average time saving (in hours) on wood fuel collection per woman per week during the monitoring period.</p> <p>The proportion of stove users using their saved time to do:</p> <ul style="list-style-type: none"> i) Domestic tasks = Proportion of stove users using their saved time to do domestic tasks ii) Income generating activities = Proportion of stove users using their saved time to do income generating activities iii) Field labour= Proportion of stove users using their saved time to do field labor iv) Gardening = Proportion of stove users using their saved time to do gardening v) Participation in a literacy program = Proportion of stove users using their saved time to participate to a literacy program vi) Community work = Proportion of stove users using their saved time to do community work vii) Doing nothing = Proportion of stove users using their saved time to do nothing viii) Religious activities = Proportion of stove users using their saved time to do religious activities ix) Leisure = Proportion of stove users using their saved time to do leisure
Source of data	Monitoring survey, see document ‘GS1340_MS_VPA18-19- 20_MP1_ANALYSIS’.
Value(s) applied	<p>Average time saving (in hours) on wood fuel collection: 2.1 hours/week.</p> <p>The proportion of stove users using their saved time to do:</p> <ul style="list-style-type: none"> i) Domestic tasks: 45% ii) Income-generating activities: 29% iii) Field labour: 24% iv) Gardening: 7% v) Participation in a literacy program: 0% vi) Community workshop: 1% vii) Doing nothing: 0% viii) religious activities: 0% ix) Leisure: 0%
Measurement methods and procedure	The measurement of the parameter is based on quantitative information collected during Monitoring surveys. The end users are asked, how much time they spent collecting wood fuel for domestic cooking since they have the F3PA efficient cookstoves.
Monitoring frequency	Annual
QA/QC procedures	The data is analyzed in the monitoring report and raw data of the Monitoring surveys is made available for review.
Purpose of data	Calculation of parameter: “Average time saving associated with cooking time and fuel collection per woman per week”
Additional comment	<p>Based on the indication of spent time for wood collection (before and since the use of F3PA) in the answers of the monitoring survey, a prior estimation of 5.8 hours average time saving per week was found; hence a reduction of 57% of the time spent for wood fuel collection. To remain conservative, PD chose not to apply this value as it seems overstated from the reality. The reason is that during the monitoring interviews the surveyed households tend to have difficulties to evaluate the time spent for wood collection prior to the use of the F3PA (i.e. sometimes more than one year ago).</p> <p>Therefore, the time spent for wood collection in the baseline was evaluated based on the results of the baseline survey (7.2 hours/week) conducted in the absence of project activity. Based</p>

	on this value, the reduction in time for wood fuel collection since the use of F3PA is -41% compared to baseline scenario.
VVB Assessment	VVB has assessed the “GS1340_MS_VPA18-19-20_MP1_ANALYSIS” against “ Average time saving associated with cooking time and fuel collection per woman per week ” which was found in line with the values calculated same has been checked by VVB during remote site interviews and confirmed that the values mentioned are correct.

Relevant SDG Indicator	SDG 5, Gender Equality
Data/ Parameter	Number of women serving in managerial/leadership /ownership role for the group of VPA's
Unit	Number
Description	Number of leader women which will be formed by tiipaalga staff to teach the construction methods for the F3PA cookstoves. The trained women will then form other women in the rural villages so that they will implement the F3PA technology within their households.
Source of data	For an overview of the workshops carried out for women, see documents, 'List_FormationsAnimation_Zoundwéogo_MP1_with comments' and 'Zoundwéogo_SDG4_Synthèse.xlsx', in the tab 'Overview'.
Value(s) applied	1,289
Measurement methods and procedure	The list of workshops carried out for women during the corresponding monitoring period
Monitoring frequency	Annual
QA/QC procedures	The data is analyzed in the reports regarding the workshops carried out for women, which is made available for review
Purpose of data	Calculation of the parameter “Number of women serving in managerial/leadership /ownership role for the group of VPA's”
Additional comment	N.A
VVB Assessment	VVB has assessed the “List_FormationsAnimation_Zoundwéogo_MP1_with comments' and 'Zoundwéogo_SDG4_Synthèse.xlsx', in the tab 'Overview” against the “ Number of women serving in managerial/leadership /ownership role for the group of VPA's ” which was found in line with the values mentioned in the supporting document also same has been checked by VVB and confirmed from the supporting document that the values mentioned are correct.

Relevant SDG Indicator	SDG 15, Life on land
Data/ Parameter	Tonnes of non-renewable wood reduced by the project
Unit	Tonnes of non-renewable wood
Description	Tonnes of non-renewable wood were reduced thanks to the implementation of the project during the corresponding monitoring period.
Measured/calculated/default	Measured
Source of data	ER calculations: see the document ‘GS1340_MS_VPA18-19-20_MP1_ANALYSIS’
Value(s) of monitored parameter	VPA 18: 3,283tonnes VPA 19: 3,196 tonnes VPA 20: 1,126 tonnes

	Total: 7,605 tonnes
Monitoring equipment	N/A
Measuring/reading/recording frequency	Annual
Calculation method (if applicable)	See section E.4
QA/QC procedures	Transparent data analysis and reporting
Purpose of data	Calculation of saved wood
Additional comments	N.A.
VVB Assessment	VVB has assessed the “GS1340_MS_VPA18-19-20_MP1_ANALYSIS” against “ Tonnes of non-renewable wood reduced by the project ” which was found in line with the values calculated same has been checked by VVB and confirmed that the values mentioned are correct.

SDG Monitored parameter Exclusively for VPA01 to VPA 10 (Bundle 1)

Relevant SDG Indicator	SDG 1, No Poverty
Data/ Parameter	Number of leader women (Monitrice endogène) who benefit from microcredit
Unit	Number of persons
Description	Number of leader women (Monitrice endogène) who benefit from microcredit.
Source of data	Reports regarding the implementation of microcredit scheme for leader women involved in the project: see document ‘ <i>Rapport_Evaluation_1er_cycle_Micro-Crédit _an4_2021_with comments</i> ’, Table 2, pg 8.
Value(s) applied	870
Measurement methods and procedure	The measurement of the parameter is based on qualitative information collected in the reports regarding the microcredit scheme.
Monitoring frequency	Annual
QA/QC procedures	The data has been reviewed in the reports regarding the microcredit scheme, which is made available for review.
Purpose of data	Calculation of the parameter “Number of leader women (Monitrice endogène) who benefit from microcredit”
Additional comment	In the fourth phase of the implementation of the Tiipaalga microcredit scheme 870 monitrices endogènes from 48 villages received 24,000,000 FCFA or 36,641 € on their microcredit account for the finance of income generating activities (see Table 2 on page 8 of document ‘ <i>Rapport_Evaluation_1er_cycle_Micro-Crédit _an4_2021_with comments</i> ’). This money allowed them to generate a benefit of 17,787,695 FCA or 27,194 €.
VVB Assessment	VVB has assessed the “ <i>Rapport_Evaluation_1er_cycle_Micro-Crédit _an4_2021_with comments</i> ’, Table 2, pg 8” against “ Number of leader women (Monitrice endogène) who benefit from microcredit ” which was found in line with the values calculated same has been checked by VVB and confirmed that the values mentioned are correct.

Relevant SDG Indicator	SDG 1, No Poverty
Data/ Parameter	Proportion of leader women (Monitrice endogène) participating to microcredit scheme which make benefits from Income Generating Activities financed through the microcredit scheme

Unit	Fraction
Description	Number of leader women (Monitrice endogène) participating to microcredit scheme which make benefits from Income Generating Activities financed through the microcredit scheme / Number of leader women (Monitrice endogène) participating to the microcredit scheme
Source of data	See report <i>Rapport_Evaluation_1er_cycle_Micro-Crédit_an4_2021_with comments</i> : report of the impact of phase 4 of the microcredit scheme (Annex 2 on page 15: 4 out of the 870 leader women made some losses).
Value(s) applied	99.5%
Measurement methods and procedure	The measurement of the parameter is based on qualitative information collected in the reports regarding the microcredit scheme.
Monitoring frequency	After each implementation phase of the microcredit scheme
QA/QC procedures	The data has been reviewed in the reports regarding the microcredit scheme, which is made available for review.
Purpose of data	Calculation of the parameter “Proportion of leader women (Monitrice endogène) participating to microcredit scheme which make benefits from Income Generating Activities financed through the microcredit scheme”
Additional comment	In the fourth phase of the implementation of the Tiipaalga microcredit scheme 870 monitrices endogènes from 48 villages received 24,000,000 FCFA or 36,641 € on their microcredit account for the finance of income generating activities (see Table 2 on page 8 of document <i>‘Rapport_Evaluation_1er_cycle_Micro-Crédit_an4_2021_with comments’</i>). This money allowed them to generate a benefit of 17,787,695 FCA or 27,194 €.
VVB Assessment	VVB has assessed the “ <i>Rapport_Evaluation_1er_cycle_Micro-Crédit_an4_2021_with comments</i> ” against “ Proportion of leader women (Monitrice endogène) participating to microcredit scheme which make benefits from Income Generating Activities financed through the microcredit scheme ” which was found in line with the values calculated same has been checked by VVB and confirmed that the values mentioned are correct.

Relevant SDG Indicator	SDG 1, No Poverty
Data/ Parameter	Total benefit from Income Generating activities financed through the microcredit scheme
Unit	FCFA and/or €
Description	Total amount in FCFA or € of benefit generated by Income Generating Activities which are managed by the leader women (Monitrice endogène) and funded by the microcredit scheme
Source of data	Reports regarding the implementation of microcredit scheme for leader women involved in the project: see document <i>‘Rapport_Evaluation_1er_cycle_Micro-Crédit_an4_2021_with comments’</i> , pg 8.
Value(s) applied	17,787,695 FCFA or 27,194 €
Measurement methods and procedure	The measurement of the parameter is based on qualitative information collected in the reports regarding the microcredit scheme.
Monitoring frequency	After each implementation phase of the microcredit scheme
QA/QC procedures	The data has been reviewed in the reports regarding the microcredit scheme, which is made available for review.

Purpose of data	Calculation of the parameter “Total benefit from Income Generating activities financed through the microcredit scheme”
Additional comment	In the fourth phase of the implementation of the Tiipaalga microcredit scheme 870 monitrices endogènes from 48 villages received 24,000,000 FCFA or 36,641 € on their microcredit account for the finance of income generating activities (see Table 2 on page 8 of document ‘ <i>Rapport_Evaluation_1er_cycle_Micro-Crédit_an4_2021_with comments</i> ’). This money allowed them to generate a benefit of 17,787,695 FCA or 27,194 €.
VVB Assessment	VVB has assessed the “ <i>Rapport_Evaluation_1er_cycle_Micro-Crédit_an4_2021_with comments</i> ” against “ Total benefit from Income Generating activities financed through the microcredit scheme ” which was found in line with the values calculated same has been checked by VVB and confirmed that the values mentioned are correct.

Relevant SDG Indicator	SDG 3, Good health, and well-being
Data/ Parameter	Proportion of households perceiving less often smoke levels, incidence of coughing, incidence of respiratory illness, incidence of itchy eyes
Unit	Fraction
Description	Proportion of households perceiving less often smoke levels, incidence of coughing, incidence of respiratory illness, incidence of itchy eyes since the implementation of F3PA efficient cookstoves
Source of data	Monitoring survey, see document ‘ <i>GS1340_VPA1- 10_MP7_MS/ Tab ‘Analysis’</i> ’.
Value(s) applied	Proportion of households perceiving: Smoke level reduction: 100% Incidence of coughing reduction: 100% Incidence of respiratory illness reduction: 100% Incidence of itchy eyes reduction: 100%
Measurement methods and procedure	The measurement of the parameter is based on qualitative information collected during Monitoring surveys. The end users are asked whether, since they have the F3PA efficient cookstoves, smoke level occurs more often, less often among the family members or the situation has not changed. The same is asked for coughing, respiratory illnesses and itchy eyes.
Monitoring frequency	Annual
QA/QC procedures	The data is analyzed in the monitoring report and raw data of the Monitoring surveys is made available for review.
Purpose of data	Calculation of the parameter “Proportion of households perceiving less often smoke levels, incidence of coughing, incidence of respiratory illness, incidence of itchy eyes”
Additional comment	N.A.
VVB Assessment	VVB has assessed the “ <i>GS1340_VPA1- 10_MP7_MS/ Tab ‘Analysis’</i> ” against “ Proportion of households perceiving less often smoke levels, incidence of coughing, incidence of respiratory illness, incidence of itchy eyes ” Which was found in line with the values calculated same has been checked and confirmed by VVB during interviews with an end user’s and confirmed that the values mentioned are correct.

Relevant SDG Indicator	SDG 4, Quality Education
Data/ Parameter	Number of training initiatives for staff involved in the programme
Unit	Number

Description	Number of training initiatives for staff involved in the programme in order to increase their performance in the programme
Source of data	Reports regarding the training initiatives See document 'GS1340_VPA1-10_MP7_Rapport de formation_with comments'.
Value(s) applied	1
Measurement methods and procedure	The list of training initiatives during the corresponding monitoring period
Monitoring frequency	Annual
QA/QC procedures	The data is analyzed in the reports regarding the training initiatives, which is made available for review
Purpose of data	Calculation of the parameter: "Number of trainings initiatives for staff involved in the programme "
Additional comment	Starting from the 18/03/2022, four surveyors received a 2- day training under the supervision of three members of Association tiipaalga. The purpose of the training was to teach the fundamentals of the usage survey with a theoretical and practical phase and to familiarize with the used tools (Akvo software). The surveyors were ultimately able to collect quality data from the households on the field for the purpose of the monitoring survey. More details regarding the training and the participants list can be found in document: 'GS1340_VPA1-10_MP7_Rapport de formation_with comments'. In total 1 training has been organized during the monitoring period: Training initiative: - March 2022: 2 days; - Tiipaalga office in Ouagadougou and field tests; - 7 participants - Utilization of smartphones with AKVO Flow software for monitoring survey (of the 7 th verification); See document 'GS1340_VPA1-10_MP7_Rapport de formation_with comments'.
VVB Assessment	VVB has assessed the "GS1340_VPA1-10_MP7_Rapport de formation_with comments" against " Number of training initiatives for staff involved in the programme " which was found in line with the values mentioned in the supporting document same has been checked by VVB and confirmed that the values mentioned are correct.

Relevant SDG Indicator	SDG 4, Quality Education
Data/ Parameter	Number of workshops carried out for women
Unit	Number
Description	Number of workshops carried out for women in order to increase their empowerment
Source of data	Reports regarding the workshops carried out for women. Complete summary can be found in documents 'Synthèse formations-recyclages-animations-sensibilisation_2021_F3PA BAM-LOROUM_with comments' and 'Synthèse formations-recyclages-animations-sensibilisations_2021_F3PA-VPA1-10 MP7'.
Value(s) applied	307
Measurement methods and procedure	The list of workshops carried out for women during the corresponding monitoring period
Monitoring frequency	Annual
QA/QC procedures	The data is analyzed in the reports regarding the workshops carried out for women, which is made available for review
Purpose of data	Calculation of the parameter "Number of workshops carried out for women"

Additional comment	<p>Two types of workshops were organized: 1) sensitization workshops; and 2) training workshops of leader women for the construction and renewal of F3PA efficient cookstoves. During the sensibilization sessions different activities were conducted:</p> <ul style="list-style-type: none"> i i. Stove users are informed about the advantages of the project cookstoves for the climate and desertification of the project area, tiipaalga's activities, on how the banco or mud should be prepared for the construction of the cookstoves etc. ii ii. Beneficiaries of the micro-credit schemes are informed towards the modality and good practices of the lending money principles; iii iii. Theatrical performances to sensitize households and MEs on the adoption of the F3PA technology and on how to rebuild the old F3PAs to facilitate the diffusion-construction of F3PAs in new households and to encourage maintenance, repair and protection of F3PAs in old households <p>During training sessions leader women are trained on how the F3PA efficient cookstoves should be constructed and maintained. In total, 7,993 participants were present during the workshops; 81% of which were women. A complete summary of the different sessions can be found in documents : '<i>Synthèse formations-recyclages-animations-sensibilisation_2021_F3PA BAM-LOROUM_with comments</i>' and '<i>Synthèse formations-recyclages-animations-sensibilisations_2021_F3PA-VPA1- 10 MP7</i>'.</p>
VVB Assessment	<p>VVB has assessed the "<i>Synthèse formations-recyclages-animations-sensibilisation_2021_F3PA BAM-LOROUM_with comments</i>" and '<i>Synthèse formations-recyclages-animations-sensibilisations_2021_F3PA-VPA1-10 MP7</i>' against "Number of workshops carried out for women" which was found in line with the values mentioned in the supporting document same has been checked by VVB and confirmed that the values mentioned are correct.</p>

Relevant SDG Indicator	SDG 5, Gender Equality
Data/ Parameter	Proportion of stove users perceiving reduced amount of time spent on wood fuel collection and/or proportion of user perceiving reduced amount of money spent on wood fuel purchase
Unit	Fraction
Description	Proportion of stove users perceiving reduced time spent on wood fuel collection and/or reduced money spent on wood fuel purchase since the implementation of the F3PA efficient cookstoves
Source of data	Monitoring survey, see document ' <i>GS1340_VPA1- 10_MP7_MS</i> ' / Tab ' <i>Analysis</i> '.
Value(s) applied	Proportion of stove users perceiving reduced amount of time spent on wood fuel collection: 100% Activities done in saved time: <ul style="list-style-type: none"> i. Domestic tasksp: 98% ii. Income generating activitiesp: 66% iii. Field labourp: 6% iv. Gardeningp: 4% v. Participating in a literacy programp: 2% vi. Community workp : 3% vii. Doing nothingp: 1% viii. Religious activitiesp: 5% ix. Leisurep: 5%

	Proportion of stove users perceiving reduced amount of money spent on wood fuel purchase: 100% Usage of saved money: i. School feesp: 67% ii. Purchase of medical drugsp: 0% iii. Purchase of foodp: 67% iv. Savingsp: 0% v. Otherp: 33%
Measurement methods and procedure	The measurement of the parameter is based on quantitative information collected during Monitoring surveys. The end users are asked, how much time they spent collecting wood fuel for domestic cooking since they have the F3PA efficient cookstoves.
Monitoring frequency	Annual
QA/QC procedures	The data is analyzed in the monitoring report and raw data of the Monitoring surveys is made available for review.
Purpose of data	Calculation of the parameter “Proportion of stove users perceiving reduced amount of time spent on wood fuel collection and/or proportion of user perceiving reduced amount of money spent on wood fuel purchase”
Additional comment	N.A
VVB Assessment	VVB has assessed the “GS1340_VPA1- 10_MP7_MS’ / Tab ‘Analysis” against the “ Proportion of stove users perceiving reduced amount of time spent on wood fuel collection and/or proportion of user perceiving reduced amount of money spent on wood fuel purchase ” which was found in line with the values mentioned in the supporting document also same has been checked by VVB and confirmed from the supporting document that the values mentioned are correct.

SDG Monitored parameter Exclusively for VPA11 to VPA 13 (Bundle 2)

Relevant SDG Indicator	SDG 3, Good health, and well-being
Data/ Parameter	Smoke level reduction Incidence of coughing reduction Incidence of respiratory illness reduction Incidence of itchy eyes reduction
Unit	Fraction
Description	Poportion of households perceiving less often smoke levels, incidence of coughing, incidence of respiratory illness, incidence of itchy eyes since the implementation of F3PA efficient cookstoves
Source of data	Monitoring surveys. See document ‘GS1340_MS_VPA-11- 12-13_Vintage 2021’
Value(s) applied	Proportion of households perceiving: Smoke level reduction: 100% Incidence of coughing reduction: 100% Incidence of respiratory illness reduction: 100% Incidence of itchy eyes reduction: 100%
Measurement methods and procedure	The measurement of the parameter is based on qualitative information collected during Monitoring surveys. The end users are asked whether, since they have the F3PA efficient cookstoves, smoke level occurs for each more often, less often among the family members or the situation has not changed. The same is asked for coughing, respiratory illnesses and itchy eyes.
Monitoring frequency	Annual

QA/QC procedures	The data is analyzed in the monitoring report and raw data of the Monitoring surveys is made available for review.
Purpose of data	Calculation of the parameter “Proportion of households perceiving less often smoke levels, incidence of coughing, incidence of respiratory illness, incidence of itchy eyes”
Additional comment	N.A.
VVB Assessment	VVB has assessed the “GS1340_MS_VPA-11- 12-13_Vintage 2021” against “ Smoke level reduction, Incidence of coughing reduction, Incidence of respiratory illness reduction, Incidence of itchy eyes reduction ” Which was found in line with the values calculated same has been checked and confirmed by VVB during interviews with an end user’s and confirmed that the values mentioned are correct.

Relevant SDG Indicator	SDG 4, Quality Education
Data/ Parameter	Number of training initiatives for staff involved in the programme
Unit	Number
Description	Number of training initiatives for staff involved in the programme in order to increase their performance in the programme
Source of data	Reports regarding the training initiatives See original document: ‘Compte rendu de formation des enqueteurs verification An4_FR’ and its translation in English : ‘Compte rendu de formation des enqueteurs verification An4_EN translation’.
Value(s) applied	1
Measurement methods and procedure	The list of training initiatives during the corresponding monitoring period
Monitoring frequency	Annual
QA/QC procedures	The data is analyzed in the reports regarding the training initiatives, which is made available for review
Purpose of data	Calculation of the parameter: “ Number of trainings initiatives for staff involved in the programme ”
Additional comment	Starting from the 19 th of March 2022, three surveyors received a 2-days training under the supervision of three members of Association tiipaalga. The purpose of the training was to teach the fundamentals of the usage survey with a theoretical and practical phase and to familiarize with the used tools (Akvo software). The surveyors were ultimately able to collect quality data from the households on the field for the purpose of the monitoring survey. More details regarding the training and the participants list can be found in document: ‘Compte rendu de formation des enqueteurs verification An4_EN translation’.
VVB Assessment	VVB has assessed the “Compte rendu de formation des enqueteurs verification An4_FR” and its translation in English : ‘Compte rendu de formation des enqueteurs verification An4_EN translation’ against “ Number of training initiatives for staff involved in the programme ” which was found in line with the values mentioned in the supporting document same has been checked by VVB and confirmed that the values mentioned are correct.

Relevant SDG Indicator	SDG 4, Quality Education
Data/ Parameter	Number of workshops carried out for women
Unit	Number
Description	Number of workshops carried out for women in order to increase their empowerment

Source of data	Reports regarding the workshops carried out for women. See document ' <i>Bilan des activités - sensibilisation et formation - VPA 11-12-13_2021_with comments</i> '.
Value(s) applied	85
Measurement methods and procedure	The list of workshops carried out for women during the corresponding monitoring period
Monitoring frequency	Annual
QA/QC procedures	The data is analyzed in the reports regarding the workshops carried out for women, which is made available for review
Purpose of data	Calculation of the parameter "Number of workshops carried out for women"
Additional comment	Two types of workshops were organized: i) sensitization workshops; and ii) (re-)training workshops of leader women for the construction of F3PA efficient cookstoves. During the sensibilization sessions stove users are informed about the advantages of the project cookstoves for the climate and desertification of the project area, tiipaalga's activities, on how the banco or mud should be prepared for the construction of the cookstoves etc. During training or retraining sessions leader women are trained on how the F3PA efficient cookstoves should be constructed. In total, 3,506 participants were present during the workshops. A complete summary of the different sessions can be found in document : ' <i>Bilan des activités - sensibilisation et formation - VPA 11-12-13_2021_with comments</i> '
VVB Assessment	VVB has assessed the " <i>Bilan des activités - sensibilisation et formation - VPA 11-12-13_2021_with comments</i> " against " Number of workshops carried out for women " which was found in line with the values mentioned in the supporting document same has been checked by VVB and confirmed that the values mentioned are correct.

Relevant SDG Indicator	SDG 5, Gender Equality
Data/ Parameter	Proportion of stove users perceiving reduced amount of time spent on wood fuel collection and/or proportion of user perceiving reduced amount of money spent on wood fuel purchase
Unit	Fraction
Description	Proportion of stove users perceiving reduced time spent on wood fuel collection and/or reduced money spent on wood fuel purchase since the implementation of the F3PA efficient cookstoves
Source of data	Monitoring survey, see document ' <i>GS1340_MS_VPA-11- 12-13_Vintage 2021</i> '.
Value(s) applied	<p>Proportion of stove users perceiving reduced amount of time spent on wood fuel collection: 100%</p> <p>Activities done in saved time:</p> <ul style="list-style-type: none"> i. Domestic tasksp: 97% ii. Income generating activitiesp: 56% iii. Field labourp: 40% iv. Gardeningp: 2% v. Participating in a literacy programp: <1% vi. Community workp : <1% vii. Doing nothingp: 12% viii. Religious activitiesp: <1% ix. Leisurep: 2% <p>Proportion of stove users perceiving reduced amount of money spent on wood fuel purchase: 100%</p> <p>Usage of saved money:</p>

	i. School feesp: 46% ii. Purchase of medical drugsp: 38% iii. Purchase of foodp: 62% iv. Income generating activitiesp: 15% v. Savingsp: 38%
Measurement methods and procedure	The measurement of the parameter is based on qualitative information collected during Monitoring surveys. The end users are asked whether, since they have the F3PA efficient cookstoves, they spent more, less time to collect the wood or the situation has not changed. In case of purchase wood fuel, the end users are asked they spent more, less money on the purchase of wood fuel or the situation has not changed.
Monitoring frequency	Annual
QA/QC procedures	The data is analyzed in the monitoring report and raw data of the Monitoring surveys is made available for review.
Purpose of data	Calculation of the parameter "Proportion of stove users perceiving reduced amount of time spent on wood fuel collection and/or proportion of user perceiving reduced amount of money spent on wood fuel purchase"
Additional comment	N.A
VVB Assessment	VVB has assessed the "GS1340_MS_VPA-11- 12-13_Vintage 2021" against the "Proportion of stove users perceiving reduced amount of time spent on wood fuel collection and/or proportion of user perceiving reduced amount of money spent on wood fuel purchase" which was found in line with the values mentioned in the supporting document also same has been checked by VVB and confirmed from the supporting document that the values mentioned are correct.

SDG Monitored parameter Exclusively for VPA14 to VPA 17 & 29 (Bundle 3)

Relevant SDG Indicator	SDG 1, No Poverty
Data/ Parameter	Parameter #1: Number of leader women (Monitrice endogène) who benefit from microcredit Parameter #2: Total benefit from Income Generating activities financed through the microcredit scheme for the group of VPA's
Unit	Parameter #1: N.A. Parameter #2: € or FCFA
Description	Parameter #1: Number of leader women (Monitrice endogène) who benefit from microcredit during the monitoring period Parameter #2: total amount in FCFA or € of benefit generated by Income Generating Activities which are managed by the leader women (Monitrice endogène) and funded by the microcredit scheme
Source of data	Report on the implementation of the microcredit scheme. See document: 'Rapport d'étape de Mise en place_Micro Crédit_2021_Nahouri_Revu_RESE_FR' and 'Rapport d'étape de Mise en place_Micro Crédit_2021_Nahouri_Revu_RESE_EN Translation'
Value(s) applied	Parameter #1: 553 Parameter #2: 10,620€ or 6,898,450 FCFA
Measurement methods and procedure	The measurement of both parameters is based on quantitative information collected in the reports regarding the microcredit scheme.
Monitoring frequency	After each implementation phase of the microcredit scheme

QA/QC procedures	The data is analyzed in the reports regarding the microcredit scheme made available for review.
Purpose of data	Calculation of the parameters “Number of leader women (Monitrice endogène) who benefit from microcredit” and “Total benefit from Income Generating activities financed through the microcredit scheme”
Additional comment	A total of 11,000,000 FCA or 16,765 € has been granted to 553 leader women within 20 villages (9 in the municipality of Pô and 11 in the municipality of Tiébélé). The following tables summarize the details regarding the microcredit scheme implemented after this monitoring period (February 2021).
VVB Assessment	VVB has assessed the “ <i>Rapport d'étape de Mise en place_Micro Crédit_2021_Nahouri_Revu_RESE_FR</i> ” and ‘ <i>Rapport d'étape de Mise en place_Micro Crédit_2021_Nahouri_Revu_RESE_EN Translation</i> ’ against “ Parameter #1: Number of leader women (Monitrice endogène) who benefit from microcredit ” Parameter #2: Total benefit from Income Generating activities financed through the microcredit scheme for the group of VPA’s ” which was found in line with the values calculated same has been checked by VVB and confirmed that the values mentioned are correct.

Relevant SDG Indicator	SDG 1, No Poverty
Data/ Parameter	Total estimated amount saved by stove users on wood fuel purchase for the group of VPA’s Various expenses which women do after saving money required for the purchase of wood: i. School feesp; ii. Purchase of medical drugs; iii. Purchase of foodp; iv. Investment for field cropsp; v. Purchase of equipments; vi. Income generating activitiesp; vii. Savingsp.
Unit	€ or FCFA
Description	Total estimated amount in FCFA or € saved by the stove users on wood fuel purchase during the monitoring period i. School feesp: Proportion of stove users using their saved money to school fees; ii. Purchase of medical drugs _p : Proportion of stove users using their saved money to purchase of medical drugs; iii. Purchase of food _p : Proportion of stove users using their saved money to iv. Investment for field crops _p : Proportion of stove users using their saved money to investments for field crops; v. Purchase of equipments _p : Proportion of stove users using their saved money to purchase of equipments; vi. Income generating activities _p : Proportion of stove users using their saved money to income generating activities; vii. Savings _p : Proportion of stove users using their saved money to savings.
Source of data	Monitoring survey, see document ‘ <i>GS1340_MS_VPA14-17_MP2_VPA 29_MP1_20220809_ANALYSIS</i> ’.
Value(s) applied	4,210,335 FCFA or 6,418 € Proportion of the usage of saved money: i. School feesp: 100% ii. Purchase of medical drugs _p : 88% iii. Purchase of food _p : 100%

	iv. Investment for field cropsp: 0% v. Purchase of equipmentsp: 0% vi. Income generating activitiesp: 50% vii. Savingsp: 0%
Measurement methods and procedure	The measurement of the parameter is based on quantitative information collected during Monitoring surveys. The end users are asked whether they purchase wood fuel and if so, how much they spend on yearly basis. The result is extrapolated is on all stove users within the group of VPA's.
Monitoring frequency	Annual
QA/QC procedures	The data will be analysed in the monitoring report and raw data of the Monitoring surveys will be made available for review.
Purpose of data	Calculation of the parameter "Total estimated amount saved by stove users on wood fuel purchase"
Additional comment	NA
VVB Assessment	VVB has assessed the "GS1340_MS_VPA14- 17_MP2_VPA 29_MP1_20220809_ANALYSIS" against " Total estimated amount saved by stove users on wood fuel purchase for the group of VPA's " which was found in line with the values calculated same has been checked by VVB and confirmed that the values mentioned are correct.

Relevant SDG Indicator	SDG 3, Good health, and well-being
Data/ Parameter	Smoke level reduction Incidence of coughing reduction Incidence of respiratory illness reduction Incidence of itchy eyes reduction
Unit	Fraction
Description	Poportion of households perceiving less often smoke levels, incidence of coughing, incidence of respiratory illness, incidence of itchy eyes since the implementation of F3PA efficient cookstoves
Source of data	Monitoring surveys. See document ' GS1340_MS_VPA14- 17_MP2_VPA 29_MP1_20220809_ANALYSIS'.
Value(s) applied	Proportion of households perceiving: Smoke level reduction: 100% Incidence of coughing reduction: 100% Incidence of respiratory illness reduction: 100% Incidence of itchy eyes reduction: 100%
Measurement methods and procedure	The measurement of the parameter is based on qualitative information collected during Monitoring surveys. The end users are asked whether, since they have the F3PA efficient cookstoves, smoke level occurs for each more often, less often among the family members or the situation has not changed. The same is asked for coughing, respiratory illnesses and itchy eyes.
Monitoring frequency	Annual
QA/QC procedures	The data is analyzed in the monitoring report and raw data of the Monitoring surveys is made available for review.
Purpose of data	Calculation of the parameter "Proportion of households perceiving less often smoke levels, incidence of coughing, incidence of respiratory illness, incidence of itchy eyes"
Additional comment	N.A.
VVB Assessment	VVB has assessed the "GS1340_MS_VPA14- 17_MP2_VPA 29_MP1_20220809_ANALYSIS" against " Smoke level reduction, Incidence of coughing reduction, Incidence of respiratory illness reduction, Incidence of itchy eyes reduction " Which was found in line with the values calculated same has been checked

	and confirmed by VVB during interviews with an end user's and confirmed that the values mentioned are correct.
--	--

Relevant SDG Indicator	SDG 4, Quality Education
Data/ Parameter	Number of training initiatives for staff involved in the programme
Unit	Number
Description	Number of training initiatives for staff involved in the programme in order to increase their performance in the programme
Source of data	Reports regarding the training initiatives See original document: 'NAHOURI_FormationRapport_ENGremarks.pdf'
Value(s) applied	1
Measurement methods and procedure	The list of training initiatives during the corresponding monitoring period
Monitoring frequency	Annual
QA/QC procedures	The data is analyzed in the reports regarding the training initiatives, which is made available for review
Purpose of data	Calculation of the parameter: "Number of trainings initiatives for staff involved in the programme"
Additional comment	Starting Friday 18th of March, three surveyors received a 2- day training. The purpose of the training was to teach the fundamentals of the usage survey with a theoretical and practical phase and to familiarize with the used tools (Akvo software). The surveyors were ultimately able to collect quality data from the households on the field for the purpose of the monitoring survey. More details regarding the training and the participants list can be found in document: 'NAHOURI_FormationRapport_ENGremarks.pdf'.
VVB Assessment	VVB has assessed the "NAHOURI_FormationRapport_ENGremarks.pdf" against "Number of training initiatives for staff involved in the programme" which was found in line with the values mentioned in the supporting document same has been checked by VVB and confirmed that the values mentioned are correct.

Relevant SDG Indicator	SDG 4, Quality Education
Data/ Parameter	Number of workshops carried out for women for the group of VPA's
Unit	Number
Description	Number of workshops carried out for women in order to increase their empowerment
Source of data	Reports regarding the workshops carried out for women. Complete summary can be found in document 'Synthèse animations-formations projets carbone_NAHOURI'
Value(s) applied	124
Measurement methods and procedure	The list of workshops carried out for women during the corresponding monitoring period
Monitoring frequency	Annual
QA/QC procedures	The data is analyzed in the reports regarding the workshops carried out for women, which is made available for review
Purpose of data	Calculation of the parameter "Number of workshops carried out for women"

Additional comment	Two types of workshops were organized: i) sensitization workshops; and ii) training workshops of leader women for the construction of F3PA efficient cookstoves. During the sensibilization sessions stove users are informed about the advantages of the project cookstoves for the climate and desertification of the project area, tiipaalga's activities, on how the banco or mud should be prepared for the construction of the cookstoves etc. During training sessions leader women are trained on how the F3PA efficient cookstoves should be constructed. In total, 11,790 participants were present during the workshops; 89% of which were women. A complete summary of the different sessions can be found in document : ' <i>Synthèse animations-formations projets carbone_NAHOURI</i> '.
VVB Assessment	VVB has assessed the " <i>Synthèse animations-formations projets carbone_NAHOURI</i> " against " Number of workshops carried out for women for the group of VPA's " which was found in line with the values mentioned in the supporting document same has been checked by VVB and confirmed that the values mentioned are correct.

Relevant SDG Indicator	SDG 5, Gender Equality
Data/ Parameter	Gender Responsive Indicator under Social Empowerment Goals – Rest and Leisure Average time saving (in hours) per woman per week Various activities which women spend after saving time required for collecting fuel wood: (i) Domestic tasks _p ; (ii) Income generating activities _p ; (iii) Field labour _p ; (iv) Gardening _p ; (v) Participation to a literacy program _p ; (vi) Community work _p ; (vii) Religious activities _p .
Unit	Hours/week
Description	Average time saving (in hours) on wood fuel collection per woman per week during the monitoring period. Proportion of stove users using their saved time to do: i i) Domestic tasks _p = Proportion of stove users using their saved time to do domestic tasks ii ii) Income generating activities _p = Proportion of stove users using their saved time to do income generating activities iii iii) Field labour _p = Proportion of stove users using their saved time to do field labour iv iv) Gardening _p = Proportion of stove users using their saved time to do gardening v v) Participation to a literacy program _p = Proportion of stove users using their saved time to participate to a literacy program vi vi) Community work _p = Proportion of stove users using their saved time to do community work vii vii) Doing nothing _p = Proportion of stove users using their saved time to do nothing viii viii) Religious activities _p = Proportion of stove users using their saved time to do religious activities ix ix) Leisure _p = Proportion of stove users using their saved time to do leisure
Source of data	Monitoring survey, see document ' <i>GS1340_MS_VPA14-17_MP2_VPA 29_MP1_20220809_ANALYSIS</i> '
Value(s) applied	Average time saving (in hours) on wood fuel collection: 2.3 hours/week. Proportion of stove users using their saved time to do: i. Domestic tasksp: 100%

	ii. Income generating activitiesp: 64% iii. Field labourp: 55% iv. Gardeningp: 4% v. Participating in a literacy programp: 0% vi. Community workp : 1% vii. Doing nothingp: 0% viii. Religious activitiesp: 0% ix. Leisurep: 0%
Measurement methods and procedure	The measurement of the parameter is based on quantitative information collected during Monitoring surveys. The end users are asked, how much time they spent collecting wood fuel for domestic cooking since they have the F3PA efficient cookstoves.
Monitoring frequency	Annual
QA/QC procedures	The data is analyzed in the monitoring report and raw data of the Monitoring surveys is made available for review.
Purpose of data	Calculation of the parameter “Average time saving (in hours) on wood fuel collection per woman per week during the monitoring period”
Additional comment	<p>In order to be conservative, the smallest value is chosen between the monitoring survey and the PDD baseline survey baseline average time spent per week per woman on wood fuel collection. The reason is that during the monitoring interviews the surveyed households tend to have difficulties to evaluate the time spent for wood collection prior to the use of the ICS (i.e. sometimes more than one year ago).</p> <p>In this case, the baseline value based on the monitoring survey was the most conservative (5h instead of 5.8h for the baseline survey). For the project value, the monitoring survey value is taken since this is the only project value based on survey data.</p>
VVB Assessment	<p>VVB has assessed the “GS1340_MS_VPA14- 17_MP2_VPA 29_MP1_20220809_ANALYSIS” against the “Gender Responsive Indicator under Social Empowerment Goals – Rest and Leisure Average time saving (in hours) per woman per week ” which was found in line with the values mentioned in the supporting document also same has been checked by VVB during remote site interviews and confirmed from the supporting document that the values mentioned are correct.</p>

Relevant SDG Indicator	SDG 5, Gender Equality
Data/ Parameter	Gender Responsive Indicators under Social Empowerment Goals – Applied Skills and training Number of people (% women) receive training for the construction of improved cookstoves and enhanced their skill
Unit	Number
Description	Number of person participated in the workshop in order to increase their empowerment x
Source of data	Reports regarding the workshops carried out for women. Complete summary can be found in document ‘Synthèse animations- formations projets carbone_NAHOURI’.
Value(s) applied	11,790 (89% were women and 11% men)
Measurement methods and procedure	The list of workshops carried out for women during the corresponding monitoring period
Monitoring frequency	Annual

QA/QC procedures	The data is analyzed in the reports regarding the workshops carried out for women, which is made available for review
Purpose of data	Calculation of the parameter “Number of person receive applied skills and training”
Additional comment	Two types of workshops were organized: i) sensitization workshops; and ii) training workshops of leader women for the construction of F3PA efficient cookstoves. During the sensibilization sessions stove users are informed about the advantages of the project cookstoves for the climate and desertification of the project area, tiipaalga’s activities, on how the banco or mud should be prepared for the construction of the cookstoves etc. During training sessions leader women are trained on how the F3PA efficient cookstoves should be constructed. In total, 11,790 participants were present during the workshops; 89% of which were women. A complete summary of the different sessions can be found in document : ‘ <i>Synthèse animations-formations projets carbone_NAHOURI</i> ’.
VVB Assessment	VVB has assessed the “Synthèse animations-formations projets carbone_NAHOURI” against the “ Gender Responsive Indicators under Social Empowerment Goals – Applied Skills and training ” which was found in line with the values mentioned in the supporting document also same has been checked by VVB and confirmed from the supporting document that the values mentioned are correct.

Relevant SDG Indicator	SDG 5, Gender Equality
Data/ Parameter	Gender Responsive Indicators under Economic Empowerment Goals – Income & Expenditure Indicator 1 - Number of women benefits from micro credit scheme Indicator 2 - Total benefit of income generation activities finances from micro credit scheme Indicator 3 - % Amount of saving on fuel cost by women
Unit	Indicator #1: Number Indicator #2: € or FCFA Indicator#3 : € or FCFA
Description	Indicator #1: Number of women benefits from micro credit scheme Indicator #2: Total benefit of income generation activities finances from micro credit scheme Indicator #3: % Amount of saving on fuel cost by women
Source of data	Report on the implementation of the microcredit scheme. See document: ‘ <i>Rapport d’étape de Mise en place_Micro Crédit_2021_Nahouri_Revu_RESE_FR</i> ’ and ‘ <i>Rapport d’étape de Mise en place_Micro Crédit_2021_Nahouri_Revu_RESE_EN Translation</i> ’
Value(s) applied	Indicator #1: 553 Number Indicator #2: 10,620€ or 6,898,450 FCFA Indicator #3: 6,418 Euros
Measurement methods and procedure	The measurement of all the indicators are based on quantitative information collected in the reports regarding the microcredit scheme.
Monitoring frequency	After each implementation phase of the microcredit scheme
QA/QC procedures	The data is analyzed in the reports regarding the workshops carried out for women, which is made available for review
Purpose of data	Calculation of the parameters Indicator #1: Number of women benefits from micro credit scheme Indicator #2: Total benefit of income generation activities finances from micro credit scheme

	Indicator #3: % Amount of saving on fuel cost by women
Additional comment	A total of 11,000,000 FCA or 16,765 € has been granted to 553 leader women within 20 villages (9 in the municipality of Pô and 11 in the municipality of Tiébélé). The following tables summarize the details regarding the microcredit scheme implemented after this monitoring period (February 2021).
VVB Assessment	VVB has assessed the “ <i>Rapport d'étape de Mise en place_Micro Crédit_2021_Nahouri_Revu_RESE_FR</i> ” and “ <i>Rapport d'étape de Mise en place_Micro Crédit_2021_Nahouri_Revu_RESE_EN Translation</i> ” against the “ Gender Responsive Indicators under Economic Empowerment Goals – Income & Expenditure ” which was found in line with the values mentioned in the supporting document also same has been checked by VVB and confirmed from the supporting document that the values mentioned are correct.

Safeguarding Principles Assessment (SPA) Monitoring

>> Not Applicable

No safeguarding principles were added to the Monitoring plan by CME.

Sustainable Development Contributions Achieved

Bundle 1 (VPA 01 to VPA 10)

Sustainable Development Goals Targeted	SDG Impact	Amount Achieved	Units/ Products
		Amount achieved from 01 st January 2021 to 31 st December 2021	
SDG 13: Climate Action	The number of tCO2e reduced by the project.	VPA-01: 5,656 VPA-02: 4,668 VPA-03: 8,919 VPA-04: 8,452 VPA-05: 8,193 VPA-06: 9,860 VPA-07: 8,418 VPA-08: 8,760 VPA-09: 9,049 VPA-10: 9,006	VERs
SDG1: No poverty	Parameter #1: Number of leader women (Monitrice endogène) who benefit from microcredit. Parameter #2: Proportion of leader women (Monitrice endogène) participating to microcredit scheme which make benefits from Income	Parameter #1: 870 Parameter #2: 99.5% Parameter #3: 17,787,695 FCFA or 27,194€	Parameter #1: Persons Parameter #2: Percentage Parameter #3: FCFA or €

	Generating Activities financed through the microcredit scheme Parameter #3: Total benefit from Income Generating activities financed through the microcredit scheme.		
3. Good health and well being	Proportion of households perceiving: Smoke level reduction Incidence of coughing reduction Incidence of respiratory illness reduction Incidence of itchy eyes reduction	100% 100% 100% 100%	Percentage
4. Quality Education	Parameter #1: Number of training initiatives for staff involved in the programme Parameter #2: Number of workshops carried out for women.	Parameter #1: 1 Parameter #2: 307	Units
5. Gender Equality	Proportion of stove users perceiving reduced amount of time spent on wood fuel collection and/or proportion of user perceiving reduced amount of money spent on wood fuel purchase.	Reduced amount of time spent on wood fuel collection: 100% Reduced amount of money spent on wood fuel purchase: 100%	Percentage
7. Affordable clean energy	Number of F3PA efficient cookstoves disseminated.	VPA 01: 6,151 VPA 02: 5,557 VPA 03: 8,779 VPA 04: 8,553 VPA 05: 8,303 VPA 06: 11,040 VPA 07: 9,340 VPA 08: 8,989 VPA 09: 8,256 VPA 10: 8,012 Total: 82,980	Households

Bundle 2 (VPA 11 to VPA 13)

	SDG Impact	Amount Achieved	Units/ Products
--	------------	-----------------	-----------------

Sustainable Development Goals Targeted		Amount achieved from 01 st January 2021 to 31 st December 2021	
13: Climate Action	Emission reductions	VPA 11: 10,000 VPA 12: 9,829 VPA 13: 8,497 Total : 28,326	VERs
3. Good health and well being	Proportion of households perceiving: Smoke level reduction Incidence of coughing reduction Incidence of respiratory illness reduction Incidence of itchy eyes reduction	 100% 100% 100% 100%	Percentage
4. Quality Education	Number of training initiatives for staff involved in the programme	1	Numbers
4. Quality Education	Number of workshops carried out for women for the group of VPA's	85	Numbers
5. Gender Equality	A proportion of stove users perceiving reduced amount of time spent on fuel collection. A proportion of stove users perceiving reduced amount of money spent on wood fuel purchase.	100% 100%	Percentage
7. Affordable clean energy	Number of F3PA efficient cookstoves disseminated for the group of VPA's.	VPA-11: 10,387 VPA-12: 10,165 VPA-13: 8,629 Total: 29,181	Numbers

Bundle 3 (VPA 14 to VPA 17 & VPA 29)

Sustainable Development Goals Targeted	SDG Impact	Amount Achieved	Units/ Products
		Amount achieved from	

		01 st January 2021 to 31 st December 2021	
13: Climate Action (VPA 14 to VPA 17)	Emission reductions	VPA 14: 10,000 tCO ₂ e (12,193 tCO ₂ e) VPA 15: 10,000 tCO ₂ e (12,293 tCO ₂ e) VPA 16: 10,000 tCO ₂ e (12,200) VPA 17: 9,895	VERs
		Amount achieved from 22nd February 2021 to 31st December 2021	
13: Climate Action (VPA 29)	Emission reductions	VPA 29: 2,599	VERs
1. No poverty	Parameter #1: Number of leader women (Monitrice endogène) who benefit from microcredit Parameter #2: total amount in FCFA or € of benefit generated by Income Generating Activities which are managed by the leader women (Monitrice endogène) and funded by the microcredit scheme	Parameter #1: 553 Parameter #2: 10,620€ or 6,898,450 FCFA	€ or FCFA
1. No poverty	Total estimated amount saved by stove users on wood fuel purchase for the group of VPA's	6,418 €	€
3. Good health and well being	Proportion of households perceiving: - less often smoke levels - incidence of coughing - incidence of respiratory illness - incidence of itchy eyes	100% 100% 100% 100%	Percentage
4. Quality Education	Number of training initiatives for staff involved in the programme	1	Numbers
4. Quality Education	Number of workshops carried out for women for the group of VPA's	124	Number

5. Gender Equality (Social Empowerment Goals)- Rest and Leisure	Average time saving (in hours) per woman per week	2.3	Hours
5. (Social Empowerment Goals)- Applied skills and training	Number of person receive training for the construction of improved cook stoves and enhanced their skill	111,790 (89% women)	Number
5. (Economic Empowerment Goals) – Income and Expenditure	Number of women benefits from micro credit scheme	553	Number
5. (Economic Empowerment Goals) – Income and Expenditure	Total benefit of income generation activities finances from micro credit scheme	10,620€ or 6,898,450 FCFA	€ or FCFA
5. (Economic Empowerment Goals) – Income and Expenditure	Amount of saving on fuel cost by women	6,418	€
7. Affordable clean energy	Number of F3PA efficient cookstoves disseminated for the group of VPA's	28,749	Numbers

Bundle 4 (VPA 18 to VPA 20)

Sustainable Development Goals	SDG Impact	Amount Achieved	Units/ Products
		Amount achieved from 22 nd March 2021 to 31 st December 2021	
13: Climate Action (VPA 18)	Emission reductions	VPA-18: 7,461	VERs
		Amount achieved from 14 th April 2021 to 31 st December 2021	
13: Climate Action (VPA 19)	Emission reductions	VPA-19: 7,264	VERs
		Amount achieved from 14 th April 2021 to 31 st December 2021	

13: Climate Action (VPA 20)	Emission reductions	VPA-20: 2,559	VERs
1. No poverty	Average household annual savings Total estimated amount saved by stove users on wood fuel purchase for the group of VPA's	13 81,212	€
3. Good health and well being	Proportion of households perceiving: - less often smoke levels - incidence of coughing - incidence of respiratory illness - incidence of itchy eyes	100% 100% 100% 100%	Percentage
4. Quality Education	Number of employees provided skill development training	2	Numbers
4. Quality Education	Number of workshops carried out for women for the group of VPA's	117	Number
5. Gender Equality	Average time saving associated with cooking time and fuel collection per woman per week	2.1	Hours
5. Gender Equality	Number of women serving in managerial/ leadership /ownership role for the group of VPA's	1,289	Number
7. Affordable clean energy	Number of F3PA efficient cookstoves disseminated for the group of VPA's	6,779	Number
15. Life and Land	Tonnes of non-renewable wood	VPA 18: 3,283 tonnes VPA 19: 3,191 tonnes VPA 20: 1,126 tonnes Total : 7,605 tonnes	Numbers

Furthermore, as per report of CME and from remote interviews conducted by VVB, it was confirmed that no disputes, inputs, and comments has received via the Continuous Input and Grievance Mechanism during this monitoring period.

APPENDIX 7. Assessment of Safeguarding Principles

Safeguarding Principles	Assessment Questions/ Requirements	How Project will achieve Requirements through design, management or risk mitigation.	Verification team assessment
Principle 1. Human Rights	1. The Project Developer and the Project shall respect internationally proclaimed human rights and shall not be complicit in violence or human rights abuses of any kind as defined in the Universal Declaration of Human Rights	No human rights violation risks are envisaged in the PoA.	The PoA involves the dissemination of improved cook stove which users are free to choose. There are no human risks envisaged during the dissemination of cookstoves. No mitigation measure is required. The validation team confirms that PoA fulfils the GS requirement outlined in para 3.2.3 of the GS4GG safeguarding principles requirements version 1.2.
	2. The Project shall not discriminate with regard to participation and inclusion	NA.	NA.
Principle 2. Gender Equality	1. The Project shall not directly or indirectly lead to/contribute to adverse impacts on gender equality and/or the situation of women (a) Sexual harassment and/or any forms of violence against women – address the multiple risks of gender-based violence, including sexual exploitation or human trafficking.	Not relevant	This is not relevant for the project activity.
	(b) Slavery, imprisonment, physical and mental drudgery, punishment or coercion of women and girls.	Not relevant	This is not relevant for the project activity.
	(c) Restriction of women’s rights or access to resources (natural or economic).	Not relevant	This is not relevant for the project activity.
	(d) Recognise women’s ownership rights regardless of marital status – adopt project measures where possible to support to women’s access	Not relevant	This is not relevant for the project activity.

	to inherit and own land, homes, and other assets or natural resources.		
	2. Projects shall apply the principles of non-discrimination, equal treatment, and equal pay for equal work: (a) Where appropriate for the implementation of a PoA/VPA, paid, volunteer work or community contributions will be organised to provide the conditions for equitable participation of men and women in the identified tasks/activities.	Not relevant	This is not relevant for the project activity.
	(b) Introduce conditions that ensure the participation of women or men in Project activities and benefits based on pregnancy, maternity/paternity leave, or marital status.	Not relevant	This is not relevant for the project activity.
	(c) Ensure that these conditions do not limit the access of women or men, as the case may be, to PoA/VPA participation and benefits.	Not relevant	This is not relevant for the project activity.
	3. The Project shall refer to the country's national gender strategy or equivalent national commitment to aid in assessing gender risks	Not relevant	This is not relevant for the project activity.
	4. (where required) Summary of opinions and recommendations of an Expert Stakeholder(s)	Not relevant	This is not relevant for the project activity.
Principle 3. Community Health, Safety and Working Conditions	The Project shall avoid community exposure to increased health risks and shall not adversely affect the health of the workers and the community	NA.	NA.
Principle 4.1 Sites of Cultural	Does the Project Area include sites, structures, or objects with historical,	Not relevant	This is not relevant for the project activity.

and Historical Heritage	cultural, artistic, traditional or religious values or intangible forms of culture?		
Principle 4.2 Forced Eviction and Displacement	Does the Project require or cause the physical or economic relocation of peoples (temporary or permanent, full or partial)?	Not relevant	This is not relevant for the project activity.
Principle 4.3 Land Tenure and Other Rights	Does the Project require any change, or have any uncertainties related to land tenure arrangements and/or access rights, usage rights or land ownership?	Not relevant	This is not relevant for the project activity.
Principle 4.4 Indigenous People	Are indigenous peoples present in or within the area of influence of the Project and/or is the Project located on land/territory claimed by indigenous peoples?	Since this is a cookstove distribution project, there is no risk to land/territory claimed by indigenous peoples. Cookstoves will be distributed to all willing customers within the project boundary.	This is not relevant for the project activity.
Principle 5. Corruption	The Project shall not involve, be complicit in or inadvertently contribute to or reinforce corruption or corrupt Projects	NA.	NA.
Principle 6.1 Labour Rights	1. The Project Developer shall ensure that all employment is in compliance with national labour occupational health and safety laws and with the principles and standards embodied in the ILO fundamental conventions	To ensure there is no forced labour of any kind with the project.	Project activity involves dissemination of improved cook stove, for site surveys during monitoring CME appoints sales agents which leaves nearby to the project locations, for assessment VVB has taken a declaration that these agents were worked for them. Hence, we can ensures no forced labour are there and project activity is not violating any host country rules.
	2. Workers shall be able to establish and join labour organisations	NA.	NA.
	3. Working agreements with all individual workers shall be documented and implemented and include:	NA.	NA.

	<ul style="list-style-type: none"> a. Working hours (must not exceed 48 hours per week on a regular basis), AND b. Duties and tasks, AND c. Remuneration (must include provision for payment of overtime), AND d. Modalities on health insurance, AND e. Modalities on termination of the contract with provision for voluntary resignation by employee, AND f. Provision for annual leave of not less than 10 days per year, not including sick and casual leave. 		
	4. No child labour is allowed (Exceptions for children working on their families' property requires an Expert Stakeholder opinion)	NA.	NA.
	5. The Project Developer shall ensure the use of appropriate equipment, training of workers, documentation and reporting of accidents and incidents, and emergency preparedness and response measures	NA.	NA.
Principle 6.2 Negative Economic Consequences	Does the project cause negative economic consequences during and after project implementation?	NA	NA.
Principle 7.1 Emissions	Will the Project increase greenhouse gas emissions over the Baseline Scenario?	The PoA reduces GHG emissions relative to baseline scenario	The project involves dissemination of improved cookstove which will reduce GHG emissions compared to the baseline scenario. This is not relevant for the project activity.
Principle 7.2 Energy Supply	Will the Project use energy from a local grid or power supply (i.e., not	The project will reduce fuel resource consumption instead	The improved cookstove does not use energy from local grid or power supply. The cook stove requires fuel

	connected to a national or regional grid) or fuel resource (such as wood, biomass) that provides for other local users?		wood as an energy source. The project will reduce fuel resource consumption. The validation team confirms that PoA fulfils the GS requirement outlined in the para 3.7.2 of the GS4GG safeguarding principles requirements version 1.2.
Principle 8.1 Impact on Natural Water Patterns/Flows	Will the Project affect the natural or pre-existing pattern of watercourses, groundwater and/or the watershed(s) such as high seasonal flow variability, flooding potential, lack of aquatic connectivity or water scarcity?	Not applicable	This is not relevant for the project activity.
Principle 8.2 Erosion and/or Water Body Instability	Could the Project directly or indirectly cause additional erosion and/or water body instability or disrupt the natural pattern of erosion?	The PoA shall result in reduction in demand of biomass fuel in the region putting less pressure of forests for deforestation and will hence indirectly avoid erosion associated with tree cutting/felling.	The project involves dissemination of improved cookstove and does not in any way cause additional erosion and/or water body instability or disrupt the natural pattern of erosion. The PoA shall result in reduction in demand of biomass fuel in the region putting less pressure of forests for deforestation and will hence indirectly avoid erosion associated with tree cutting/ felling. The validation team confirms that PoA fulfils the GS requirement outlined in the GS4GG safeguarding principles requirements version 1..
Principle 9.1 Landscape Modification and Soil	Does the Project involve the use of land and soil for production of crops or other products?	Not applicable	This is not relevant for the project activity.
Principle 9.2 Vulnerability to Natural Disaster	Will the Project be susceptible to or lead to increased vulnerability to wind, earthquakes, subsidence, landslides, erosion, flooding, drought or other extreme climatic conditions?	Not applicable	This is not relevant for the project activity.
Principle 9.3 Genetic Resources	Could the Project be negatively impacted by or involve genetically modified organisms or GMOs (e.g., contamination, collection and/or harvesting, commercial development,	Not applicable	This is not relevant for the project activity.

	or take place in facilities or farms that include GMOs in their processes and production)?		
Principle 9.4 Release of pollutants	Could the Project potentially result in the release of pollutants to the environment?	Not applicable	This is not relevant for the project activity.
Principle 9.5 Hazardous and Non-hazardous Waste	Will the Project involve the manufacture, trade, release, and/ or use of hazardous and non-hazardous chemicals and/or materials?	Not applicable	This is not relevant for the project activity.
Principle 9.6 Pesticides & Fertilisers	Will the Project involve the application of pesticides and/or fertilisers?	Not applicable	Not applicable
Principle 9.7 Harvesting of Forests	Will the Project involve the harvesting of forests?	The PoA does not involve harvesting of forests. The PoA shall result in reduction in demand of biomass fuel in the region putting less pressure of forests for deforestation and will hence indirectly avoid erosion associated with tree cutting/ felling.	The PoA involves in the reduction of fuel wood consumption therefore it will positively support the forest resources. The validation team confirms that PoA fulfils the GS requirement outlined in the GS4GG safeguarding principles requirements version 1.2.
Principle 9.8 Food	Does the Project modify the quantity or nutritional quality of food available such as through crop regime alteration or export or economic incentives?	Not applicable	This is not relevant for the project activity.
Principle 9.9 Animal husbandry	Will the Project involve animal husbandry?	Not applicable	This is not relevant for the project activity.
Principle 9.10 High Conservation Value Areas and Critical Habitats	Does the Project physically affect or alter largely intact or High Conservation Value (HCV) ecosystems, critical habitats, landscapes, key biodiversity areas or sites identified?	Not applicable	This is not relevant for the project activity.

Principle 9.11 Endangered Species	Are there any endangered species identified as potentially being present within the Project boundary (including those that may route through the area)? AND/OR Does the Project potentially impact other areas where endangered species may be present through transboundary affects?	Not applicable	This is not relevant for the project activity.
---	---	----------------	--

APPENDIX 8: Gold Standard Verification Protocol

CC IPL's Checklist question	Ref.	MoV ⁴	Findings, comments, references, data sources	Draft conclusion	Final conclusion
1. Sustainability Monitoring					
1.1 Have all non-neutral indicators been monitored as per the sustainability monitoring plan?	-	DR,	Yes, all the non-neutral indicators have been monitored as per the sustainability monitoring plan.	OK	OK
1.2 Have the methods to monitor data changed? And are they suitable to the project scale and type?	-	DR	Methods to monitor data have not changed as compared with the monitoring plan in the registered passport and monitoring plan.	OK	OK
1.3 Has the way of monitoring been followed? With the inclusion of dates and parameters?	-	I, DR	The sustainability monitoring plan has been followed as described in the Passport.	OK	OK

⁴ MoV = Means of Verification, DR = Document Review, I = Interview, www = internet search.

CC IPL's Checklist question	Ref.	MoV ⁴	Findings, comments, references, data sources	Draft conclusion	Final conclusion
1.4 Have mitigation measures been put in place to prevent the risk of the violation of the safeguarding principle of the "Do No Harm" assessment or to neutralize a Sustainable Development Indicator that is being monitored?	-	I, DR	The POA is the distribution of efficient cookstoves to the masses and doesn't involve any large set up or organization base that can be qualified as significant for a "Do Not Harm" procedures.	OK	OK
1.5 Has all the data in the Sustainability development matrix been verified and cross-checked against available sources of project data? Has it been described how sustainable development would be affected if a variance occurred?	-	I, DR	Yes, all data in the sustainability development matrix have been verified and cross-checked from the supporting documents/data and during the on-site audit.	OK	OK
2. Other	-				
2.1 Are there any issues from the previous validation/verification? (ie FARs, requests / approvals for RMP)	-	DR	No	OK	OK
2.2 Has the project ever received any requests for reviews or incompletes from the UNFCCC or GS Secretariat?	-	DR	No there are no requests for reviews or incomplete for the project.	OK	OK
2.3 The evaluation of the status of mitigation and compensation measures has been verified.	-	DR	Yes, the status of mitigation and compensation measures has been verified.	OK	OK